

# Topology and Orchestration Specification for Cloud Applications Version 1.0

## Committee Specification 02

09 May 2013

### Specification URIs

#### This version:

<http://docs.oasis-open.org/tosca/TOSCA/v1.0/cs02/TOSCA-v1.0-cs02.pdf> (Authoritative)  
<http://docs.oasis-open.org/tosca/TOSCA/v1.0/cs02/TOSCA-v1.0-cs02.html>  
<http://docs.oasis-open.org/tosca/TOSCA/v1.0/cs02/TOSCA-v1.0-cs02.doc>

#### Previous version:

<http://docs.oasis-open.org/tosca/TOSCA/v1.0/cs01/TOSCA-v1.0-cs01.pdf> (Authoritative)  
<http://docs.oasis-open.org/tosca/TOSCA/v1.0/cs01/TOSCA-v1.0-cs01.html>  
<http://docs.oasis-open.org/tosca/TOSCA/v1.0/cs01/TOSCA-v1.0-cs01.doc>

#### Latest version:

<http://docs.oasis-open.org/tosca/TOSCA/v1.0/TOSCA-v1.0.pdf> (Authoritative)  
<http://docs.oasis-open.org/tosca/TOSCA/v1.0/TOSCA-v1.0.html>  
<http://docs.oasis-open.org/tosca/TOSCA/v1.0/TOSCA-v1.0.doc>

#### Technical Committee:

OASIS Topology and Orchestration Specification for Cloud Applications (TOSCA) TC

#### Chairs:

Paul Lipton ([paul.lipton@ca.com](mailto:paul.lipton@ca.com)), CA Technologies  
Simon Moser ([smoser@de.ibm.com](mailto:smoser@de.ibm.com)), IBM

#### Editors:

Derek Palma ([dpalma@vnomnic.com](mailto:dpalma@vnomnic.com)), Vnomic  
Thomas Spatzier ([thomas.spatzier@de.ibm.com](mailto:thomas.spatzier@de.ibm.com)), IBM

#### Additional artifacts:

This prose specification is one component of a Work Product which also includes:

- XML schemas: <http://docs.oasis-open.org/tosca/TOSCA/v1.0/cs02/schemas/>

#### Declared XML namespace:

- <http://docs.oasis-open.org/tosca/ns/2011/12>

#### Abstract:

The concept of a “service template” is used to specify the “topology” (or structure) and “orchestration” (or invocation of management behavior) of IT services. Typically, services are provisioned in an IT infrastructure and their management behavior must be orchestrated in accordance with constraints or policies from there on, for example in order to achieve service level objectives.

This specification introduces the formal description of Service Templates, including their structure, properties, and behavior.

**Status:**

This document was last revised or approved by the OASIS Topology and Orchestration Specification for Cloud Applications (TOSCA) TC on the above date. The level of approval is also listed above. Check the “Latest version” location noted above for possible later revisions of this document.

Technical Committee members should send comments on this specification to the Technical Committee’s email list. Others should send comments to the Technical Committee by using the “Send A Comment” button on the Technical Committee’s web page at <http://www.oasis-open.org/committees/tosca/>.

For information on whether any patents have been disclosed that may be essential to implementing this specification, and any offers of patent licensing terms, please refer to the Intellectual Property Rights section of the Technical Committee web page (<http://www.oasis-open.org/committees/tosca/ipr.php>).

**Citation format:**

When referencing this specification the following citation format should be used:

**[TOSCA-v1.0]**

*Topology and Orchestration Specification for Cloud Applications Version 1.0*. 09 May 2013.  
OASIS Committee Specification 02. <http://docs.oasis-open.org/tosca/TOSCA/v1.0/cs02/TOSCA-v1.0-cs02.html>.

---

## Notices

Copyright © OASIS Open 2013. All Rights Reserved.

All capitalized terms in the following text have the meanings assigned to them in the OASIS Intellectual Property Rights Policy (the "OASIS IPR Policy"). The full [Policy](#) may be found at the OASIS website.

This document and translations of it may be copied and furnished to others, and derivative works that comment on or otherwise explain it or assist in its implementation may be prepared, copied, published, and distributed, in whole or in part, without restriction of any kind, provided that the above copyright notice and this section are included on all such copies and derivative works. However, this document itself may not be modified in any way, including by removing the copyright notice or references to OASIS, except as needed for the purpose of developing any document or deliverable produced by an OASIS Technical Committee (in which case the rules applicable to copyrights, as set forth in the OASIS IPR Policy, must be followed) or as required to translate it into languages other than English.

The limited permissions granted above are perpetual and will not be revoked by OASIS or its successors or assigns.

This document and the information contained herein is provided on an "AS IS" basis and OASIS DISCLAIMS ALL WARRANTIES, EXPRESS OR IMPLIED, INCLUDING BUT NOT LIMITED TO ANY WARRANTY THAT THE USE OF THE INFORMATION HEREIN WILL NOT INFRINGE ANY OWNERSHIP RIGHTS OR ANY IMPLIED WARRANTIES OF MERCHANTABILITY OR FITNESS FOR A PARTICULAR PURPOSE.

OASIS requests that any OASIS Party or any other party that believes it has patent claims that would necessarily be infringed by implementations of this OASIS Committee Specification or OASIS Standard, to notify OASIS TC Administrator and provide an indication of its willingness to grant patent licenses to such patent claims in a manner consistent with the IPR Mode of the OASIS Technical Committee that produced this specification.

OASIS invites any party to contact the OASIS TC Administrator if it is aware of a claim of ownership of any patent claims that would necessarily be infringed by implementations of this specification by a patent holder that is not willing to provide a license to such patent claims in a manner consistent with the IPR Mode of the OASIS Technical Committee that produced this specification. OASIS may include such claims on its website, but disclaims any obligation to do so.

OASIS takes no position regarding the validity or scope of any intellectual property or other rights that might be claimed to pertain to the implementation or use of the technology described in this document or the extent to which any license under such rights might or might not be available; neither does it represent that it has made any effort to identify any such rights. Information on OASIS' procedures with respect to rights in any document or deliverable produced by an OASIS Technical Committee can be found on the OASIS website. Copies of claims of rights made available for publication and any assurances of licenses to be made available, or the result of an attempt made to obtain a general license or permission for the use of such proprietary rights by implementers or users of this OASIS Committee Specification or OASIS Standard, can be obtained from the OASIS TC Administrator. OASIS makes no representation that any information or list of intellectual property rights will at any time be complete, or that any claims in such list are, in fact, Essential Claims.

The name "OASIS" is a trademark of [OASIS](#), the owner and developer of this specification, and should be used only to refer to the organization and its official outputs. OASIS welcomes reference to, and implementation and use of, specifications, while reserving the right to enforce its marks against misleading uses. Please see <http://www.oasis-open.org/policies-guidelines/trademark> for above guidance.

---

# Table of Contents

1	Introduction .....	7
2	Language Design .....	8
2.1	Dependencies on Other Specifications .....	8
2.2	Notational Conventions .....	8
2.3	Normative References .....	8
2.4	Non-Normative References .....	8
2.5	Typographical Conventions .....	9
2.6	Namespaces .....	9
2.7	Language Extensibility .....	10
3	Core Concepts and Usage Pattern .....	11
3.1	Core Concepts .....	11
3.2	Use Cases .....	12
3.2.1	Services as Marketable Entities .....	12
3.2.2	Portability of Service Templates .....	13
3.2.3	Service Composition .....	13
3.2.4	Relation to Virtual Images .....	13
3.3	Service Templates and Artifacts .....	13
3.4	Requirements and Capabilities .....	14
3.5	Composition of Service Templates .....	15
3.6	Policies in TOSCA .....	15
3.7	Archive Format for Cloud Applications .....	16
4	The TOSCA Definitions Document .....	18
4.1	XML Syntax .....	18
4.2	Properties .....	19
4.3	Example .....	22
5	Service Templates .....	23
5.1	XML Syntax .....	23
5.2	Properties .....	26
5.3	Example .....	37
6	Node Types .....	39
6.1	XML Syntax .....	39
6.2	Properties .....	40
6.3	Derivation Rules .....	43
6.4	Example .....	43
7	Node Type Implementations .....	45
7.1	XML Syntax .....	45
7.2	Properties .....	46
7.3	Derivation Rules .....	48
7.4	Example .....	49
8	Relationship Types .....	50
8.1	XML Syntax .....	50
8.2	Properties .....	51
8.3	Derivation Rules .....	52

8.4 Example .....	53
9 Relationship Type Implementations .....	54
9.1 XML Syntax.....	54
9.2 Properties.....	54
9.3 Derivation Rules .....	56
9.4 Example .....	57
10 Requirement Types .....	58
10.1 XML Syntax .....	58
10.2 Properties.....	58
10.3 Derivation Rules .....	59
10.4 Example .....	60
11 Capability Types .....	61
11.1 XML Syntax .....	61
11.2 Properties.....	61
11.3 Derivation Rules .....	62
11.4 Example .....	62
12 Artifact Types.....	64
12.1 XML Syntax .....	64
12.2 Properties.....	64
12.3 Derivation Rules .....	65
12.4 Example .....	65
13 Artifact Templates.....	67
13.1 XML Syntax .....	67
13.2 Properties.....	67
13.3 Example .....	69
14 Policy Types .....	70
14.1 XML Syntax .....	70
14.2 Properties.....	70
14.3 Derivation Rules .....	71
14.4 Example .....	72
15 Policy Templates .....	73
15.1 XML Syntax .....	73
15.2 Properties.....	73
15.3 Example .....	74
16 Cloud Service Archive (CSAR).....	75
16.1 Overall Structure of a CSAR.....	75
16.2 TOSCA Meta File.....	75
16.3 Example .....	76
17 Security Considerations .....	80
18 Conformance .....	81
Appendix A. Portability and Interoperability Considerations .....	82
Appendix B. Acknowledgements .....	83
Appendix C. Complete TOSCA Grammar .....	85
Appendix D. TOSCA Schema.....	93
Appendix E. Sample .....	109

E.1 Sample Service Topology Definition .....	109
Appendix F. Revision History .....	112

---

# 1 Introduction

2 Cloud computing can become more valuable if the semi-automatic creation and management of  
3 application layer services can be ported across alternative cloud implementation environments so that the  
4 services remain interoperable. This core TOSCA specification provides a language to describe service  
5 components and their relationships using a *service topology*, and it provides for describing the  
6 management procedures that create or modify services using *orchestration processes*. The combination  
7 of topology and orchestration in a *Service Template* describes what is needed to be preserved across  
8 deployments in different environments to enable interoperable deployment of cloud services and their  
9 management throughout the complete lifecycle (e.g. scaling, patching, monitoring, etc.) when the  
10 applications are ported over alternative cloud environments.

---

## 2 Language Design

The TOSCA language introduces a grammar for describing service templates by means of Topology Templates and plans. The focus is on design time aspects, i.e. the description of services to ensure their exchange. Runtime aspects are addressed by providing a container for specifying models of plans which support the management of instances of services.

The language provides an extension mechanism that can be used to extend the definitions with additional vendor-specific or domain-specific information.

### 2.1 Dependencies on Other Specifications

TOSCA utilizes the following specifications:

- XML Schema 1.0

### 2.2 Notational Conventions

The key words “MUST”, “MUST NOT”, “REQUIRED”, “SHALL”, “SHALL NOT”, “SHOULD”, “SHOULD NOT”, “RECOMMENDED”, “MAY”, and “OPTIONAL” in this document are to be interpreted as described in [RFC2119].

This specification follows XML naming and design rules as described in [UNCEFACT XMLNDR], i.e. uses upper camel-case notation for XML element names and lower camel-case notation for XML attribute names.

### 2.3 Normative References

- [RFC2119] S. Bradner, *Key words for use in RFCs to Indicate Requirement Levels*, <http://www.ietf.org/rfc/rfc2119.txt>, IETF RFC 2119, March 1997.
- [RFC 2396] Uniform Resource Identifiers (URI): Generic Syntax, RFC 2396, available via <http://www.faqs.org/rfcs/rfc2396.html>
- [XML Base] XML Base (Second Edition), W3C Recommendation, <http://www.w3.org/TR/xmlbase/>
- [XML Infoset] XML Information Set, W3C Recommendation, <http://www.w3.org/TR/2001/REC-xml-infoset-20011024/>
- [XML Namespaces] Namespaces in XML 1.0 (Second Edition), W3C Recommendation, <http://www.w3.org/TR/REC-xml-names/>
- [XML Schema Part 1] XML Schema Part 1: Structures, W3C Recommendation, October 2004, <http://www.w3.org/TR/xmlschema-1/>
- [XML Schema Part 2] XML Schema Part 2: Datatypes, W3C Recommendation, October 2004, <http://www.w3.org/TR/xmlschema-2/>
- [XMLSpec] XML Specification, W3C Recommendation, February 1998, <http://www.w3.org/TR/1998/REC-xml-19980210>

### 2.4 Non-Normative References

- [BPEL 2.0] *Web Services Business Process Execution Language Version 2.0*. OASIS Standard. 11 April 2007. <http://docs.oasis-open.org/wsbpel/2.0/wsbpel-v2.0.html>.
- [BPMN 2.0] OMG Business Process Model and Notation (BPMN) Version 2.0, <http://www.omg.org/spec/BPMN/2.0/>
- [OVF] Open Virtualization Format Specification Version 1.1.0, [http://www.dmtf.org/standards/published\\_documents/DSP0243\\_1.1.0.pdf](http://www.dmtf.org/standards/published_documents/DSP0243_1.1.0.pdf)



53 **[XPATH 1.0]** XML Path Language (XPath) Version 1.0, W3C Recommendation, November  
 54 1999, <http://www.w3.org/TR/1999/REC-xpath-19991116>  
 55 **[UNCEFACT XMLNDR]** UN/CEFACT XML Naming and Design Rules Technical Specification,  
 56 Version 3.0,  
 57 [http://www.unece.org/fileadmin/DAM/cefact/xml/UNCEFACT+XML+NDR+V3p0.p](http://www.unece.org/fileadmin/DAM/cefact/xml/UNCEFACT+XML+NDR+V3p0.pdf)  
 58 [df](http://www.unece.org/fileadmin/DAM/cefact/xml/UNCEFACT+XML+NDR+V3p0.pdf)  
 59

## 60 2.5 Typographical Conventions

61 This specification uses the following conventions inside tables describing the resource data model:

- 62 • Resource names, and any other name that is usable as a type (i.e., names of embedded  
 63 structures as well as atomic types such as "integer", "string"), are in italic.
- 64 • Attribute names are in regular font.

65 In addition, this specification uses the following syntax to define the serialization of resources:

- 66 • Values in italics indicate data types instead of literal values.
- 67 • Characters are appended to items to indicate cardinality:
  - 68 ○ "?" (0 or 1)
  - 69 ○ "\*" (0 or more)
  - 70 ○ "+" (1 or more)
- 71 • Vertical bars, "|", denote choice. For example, "a|b" means a choice between "a" and "b".
- 72 • Parentheses, "(" and ")", are used to indicate the scope of the operators "?", "\*", "+" and "|".
- 73 • Ellipses (i.e., "...") indicate points of extensibility. Note that the lack of an ellipses does not mean  
 74 no extensibility point exists, rather it is just not explicitly called out - usually for the sake of brevity.

## 75 2.6 Namespaces

76 This specification uses a number of namespace prefixes throughout; they are listed in Table 1. Note that  
 77 the choice of any namespace prefix is arbitrary and not semantically significant (see [XML Namespaces]).  
 78 Furthermore, the namespace <http://docs.oasis-open.org/tosca/ns/2011/12> is assumed to be the default  
 79 namespace, i.e. the corresponding namespace name *tosca* is omitted in this specification to improve  
 80 readability.

81

Prefix	Namespace
tosca	<a href="http://docs.oasis-open.org/tosca/ns/2011/12">http://docs.oasis-open.org/tosca/ns/2011/12</a>
xs	<a href="http://www.w3.org/2001/XMLSchema">http://www.w3.org/2001/XMLSchema</a>

82 Table 1: Prefixes and namespaces used in this specification

83

84 All information items defined by TOSCA are identified by one of the XML namespace URIs above [XML  
 85 Namespaces]. A normative XML Schema ([XML Schema Part 1][XML Schema Part 2]) document for  
 86 TOSCA can be obtained by dereferencing one of the XML namespace URIs.

## 87 **2.7 Language Extensibility**

88 The TOSCA extensibility mechanism allows:

- 89 • Attributes from other namespaces to appear on any TOSCA element
- 90 • Elements from other namespaces to appear within TOSCA elements
- 91 • Extension attributes and extension elements **MUST NOT** contradict the semantics of any attribute
- 92 or element from the TOSCA namespace

93 The specification differentiates between mandatory and optional extensions (the section below explains  
94 the syntax used to declare extensions). If a mandatory extension is used, a compliant implementation  
95 **MUST** understand the extension. If an optional extension is used, a compliant implementation **MAY**  
96 ignore the extension.

### 97 3 Core Concepts and Usage Pattern

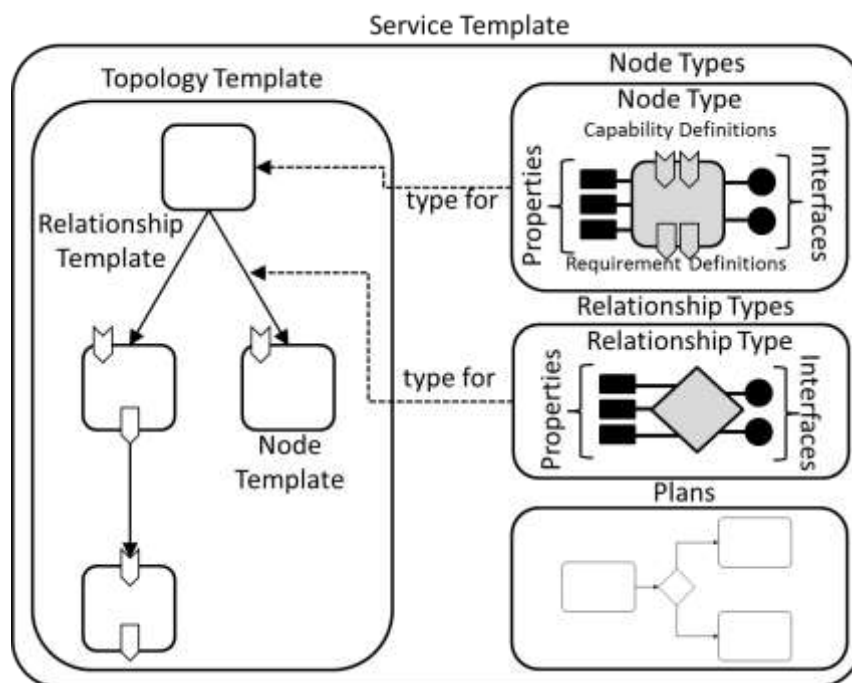
98 The main concepts behind TOSCA are described and some usage patterns of Service Templates are  
99 sketched.

#### 100 3.1 Core Concepts

101 This specification defines a *metamodel* for defining IT services. This metamodel defines both the  
102 structure of a service as well as how to manage it. A *Topology Template* (also referred to as the *topology*  
103 *model* of a service) defines the *structure* of a service. *Plans* define the process models that are used to  
104 create and terminate a service as well as to manage a service during its whole lifetime. The major  
105 elements defining a service are depicted in Figure 1.

106  
107 A Topology Template consists of a set of Node Templates and Relationship Templates that together  
108 define the topology model of a service as a (not necessarily connected) directed graph. A node in this  
109 graph is represented by a *Node Template*. A Node Template specifies the occurrence of a Node Type as  
110 a component of a service. A *Node Type* defines the properties of such a component (via *Node Type*  
111 *Properties*) and the operations (via *Interfaces*) available to manipulate the component. Node Types are  
112 defined separately for reuse purposes and a Node Template references a Node Type and adds usage  
113 constraints, such as how many times the component can occur.

114



115

116 Figure 1: Structural Elements of a Service Template and their Relations

117 For example, consider a service that consists of an application server, a process engine, and a process  
118 model. A Topology Template defining that service would include one Node Template of Node Type  
119 "application server", another Node Template of Node Type "process engine", and a third Node Template  
120 of Node Type "process model". The application server Node Type defines properties like the IP address  
121 of an instance of this type, an operation for installing the application server with the corresponding IP  
122 address, and an operation for shutting down an instance of this application server. A constraint in the  
123 Node Template can specify a range of IP addresses available when making a concrete application server  
124 available.

125 A *Relationship Template* specifies the occurrence of a relationship between nodes in a Topology  
126 Template. Each Relationship Template refers to a Relationship Type that defines the semantics and any  
127 properties of the relationship. Relationship Types are defined separately for reuse purposes. The  
128 Relationship Template indicates the elements it connects and the direction of the relationship by defining  
129 one source and one target element (in nested `SourceElement` and `TargetElement` elements). The  
130 Relationship Template also defines any constraints with the OPTIONAL  
131 `RelationshipConstraints` element.

132 For example, a relationship can be established between the process engine Node Template and  
133 application server Node Template with the meaning “hosted by”, and between the process model Node  
134 Template and process engine Node Template with meaning “deployed on”.

135 A deployed service is an instance of a Service Template. More precisely, the instance is derived by  
136 instantiating the Topology Template of its Service Template, most often by running a special plan defined  
137 for the Service Template, often referred to as build plan. The build plan will provide actual values for the  
138 various properties of the various Node Templates and Relationship Templates of the Topology Template.  
139 These values can come from input passed in by users as triggered by human interactions defined within  
140 the build plan, by automated operations defined within the build plan (such as a directory lookup), or the  
141 templates can specify default values for some properties. The build plan will typically make use of  
142 operations of the Node Types of the Node Templates.

143 For example, the application server Node Template will be instantiated by installing an actual application  
144 server at a concrete IP address considering the specified range of IP addresses. Next, the process  
145 engine Node Template will be instantiated by installing a concrete process engine on that application  
146 server (as indicated by the “hosted by” relationship template). Finally, the process model Node Template  
147 will be instantiated by deploying the process model on that process engine (as indicated by the “deployed  
148 on” relationship template).

149 *Plans* defined in a Service Template describe the management aspects of service instances, especially  
150 their creation and termination. These plans are defined as process models, i.e. a workflow of one or more  
151 steps. Instead of providing another language for defining process models, the specification relies on  
152 existing languages like BPMN or BPEL. Relying on existing standards in this space facilitates portability  
153 and interoperability, but any language for defining process models can be used. The TOSCA metamodel  
154 provides containers to either refer to a process model (via *Plan Model Reference*) or to include the actual  
155 model in the plan (via *Plan Model*). A process model can contain tasks (using BPMN terminology) that  
156 refer to operations of Interfaces of Node Templates (or operations defined by the Node Types specified in  
157 the `type` attribute of the Node Templates, respectively), operations of Interfaces of Relationship  
158 Templates (or operations defined by the Relationship Types specified in the `type` attribute of the  
159 Relationship Templates, respectively), or any other interface (e.g. the invocation of an external service for  
160 licensing); in doing so, a plan can directly manipulate nodes of the topology of a service or interact with  
161 external systems.

## 162 3.2 Use Cases

163 The specification supports at least the following major use cases.

### 164 3.2.1 Services as Marketable Entities

165 Standardizing Service Templates will support the creation of a market for hosted IT services. Especially, a  
166 standard for specifying Topology Templates (i.e. the set of components a service consists of as well as  
167 their mutual dependencies) enables interoperable definitions of the structure of services. Such a service  
168 topology model could be created by a service developer who understands the internals of a particular  
169 service. The Service Template could then be published in catalogs of one or more service providers for  
170 selection and use by potential customers. Each service provider would map the specified service topology  
171 to its available concrete infrastructure in order to support concrete instances of the service and adapt the  
172 management plans accordingly.

173 Making a concrete instance of a Topology Template can be done by running a corresponding Plan (so-  
174 called instantiating management plan, a.k.a. build plan). This build plan could be provided by the service  
175 developer who also creates the Service Template. The build plan can be adapted to the concrete

176 environment of a particular service provider. Other management plans useful in various states of the  
177 whole lifecycle of a service could be specified as part of a Service Template. Similar to build plans such  
178 management plans can be adapted to the concrete environment of a particular service provider.  
179 Thus, not only the structure of a service can be defined in an interoperable manner, but also its  
180 management plans. These Plans describe how instances of the specified service are created and  
181 managed. Defining a set of management plans for a service will significantly reduce the cost of hosting a  
182 service by providing reusable knowledge about best practices for managing each service. While the  
183 modeler of a service can include deep domain knowledge into a plan, the user of such a service can use  
184 a plan by simply “invoking” it. This hides the complexity of the underlying service behavior. This is very  
185 similar to the situation resulting in the specification of ITIL.

### 186 **3.2.2 Portability of Service Templates**

187 Standardizing Service Templates supports the portability of definitions of IT Services. Here, portability  
188 denotes the ability of one cloud provider to understand the structure and behavior of a Service Template  
189 created by another party, e.g. another cloud provider, enterprise IT department, or service developer.  
190 Note that portability of a service does not imply portability of its encompassed components. Portability of  
191 a service means that its definition can be understood in an interoperable manner, i.e. the topology model  
192 and corresponding plans are understood by standard compliant vendors. Portability of the individual  
193 components themselves making up a particular service has to be ensured by other means – if it is  
194 important for the service.

### 195 **3.2.3 Service Composition**

196 Standardizing Service Templates facilitates composing a service from components even if those  
197 components are hosted by different providers, including the local IT department, or in different automation  
198 environments, often built with technology from different suppliers. For example, large organizations could  
199 use automation products from different suppliers for different data centers, e.g., because of geographic  
200 distribution of data centers or organizational independence of each location. A Service Template provides  
201 an abstraction that does not make assumptions about the hosting environments.

### 202 **3.2.4 Relation to Virtual Images**

203 A cloud provider can host a service based on virtualized middleware stacks. These middleware stacks  
204 might be represented by an image definition such as an OVF [OVF] package. If OVF is used, a node in a  
205 Service Template can correspond to a virtual system or a component (OVF's "product") running in a  
206 virtual system, as defined in an OVF package. If the OVF package defines a virtual system collection  
207 containing multiple virtual systems, a sub-tree of a Service Template could correspond to the OVF virtual  
208 system collection.

209 A Service Template provides a way to declare the association of Service Template elements to OVF  
210 package elements. Such an association expresses that the corresponding Service Template element can  
211 be instantiated by deploying the corresponding OVF package element. These associations are not limited  
212 to OVF packages. The associations could be to other package types or to external service interfaces.  
213 This flexibility allows a Service Template to be composed from various virtualization technologies, service  
214 interfaces, and proprietary technology.

## 215 **3.3 Service Templates and Artifacts**

216 An artifact represents the content needed to realize a deployment such as an executable (e.g. a script, an  
217 executable program, an image), a configuration file or data file, or something that might be needed so that  
218 another executable can run (e.g. a library). Artifacts can be of different types, for example EJBs or python  
219 scripts. The content of an artifact depends on its type. Typically, descriptive metadata will also be  
220 provided along with the artifact. This metadata might be needed to properly process the artifact, for  
221 example by describing the appropriate execution environment.

222 TOSCA distinguishes two kinds of artifacts: *implementation artifacts* and *deployment artifacts*. An  
223 implementation artifact represents the executable of an operation of a node type, and a deployment

224 artifact represents the executable for materializing instances of a node. For example, a REST operation  
225 to store an image can have an implementation artifact that is a WAR file. The node type this REST  
226 operation is associated with can have the image itself as a deployment artifact.

227 The fundamental difference between implementation artifacts and deployment artifacts is twofold, namely

- 228 1. the point in time when the artifact is deployed, and
- 229 2. by what entity and to where the artifact is deployed.

230 The operations of a node type perform management actions on (instances of) the node type. The  
231 implementations of such operations can be provided as implementation artifacts. Thus, the  
232 implementation artifacts of the corresponding operations have to be deployed in the management  
233 environment before any management operation can be started. In other words, “a TOSCA supporting  
234 environment” (i.e. a so-called TOSCA container) MUST be able to process the set of implementation  
235 artifacts types needed to execute those management operations. One such management operation could  
236 be the instantiation of a node type.

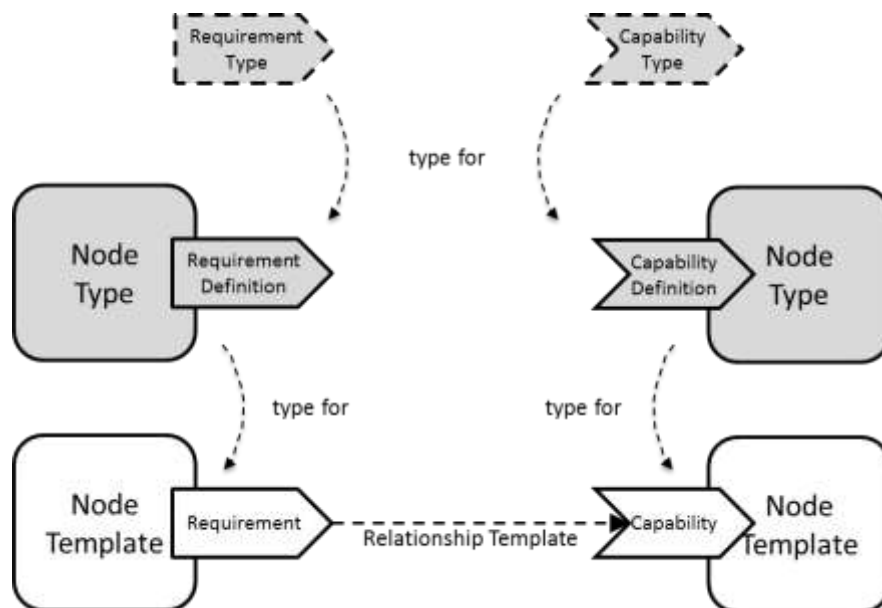
237 The instantiation of a node type can require providing deployment artifacts in the target managed  
238 environment. For this purpose, a TOSCA container supports a set of types of deployment artifacts that it  
239 can process. A service template that contains (implementation or deployment) artifacts of non-supported  
240 types cannot be processed by the container (resulting in an error during import).

### 241 3.4 Requirements and Capabilities

242 TOSCA allows for expressing *requirements* and *capabilities* of components of a service. This can be  
243 done, for example, to express that one component depends on (requires) a feature provided by another  
244 component, or to express that a component has certain requirements against the hosting environment  
245 such as for the allocation of certain resources or the enablement of a specific mode of operation.

246 Requirements and capabilities are modeled by annotating Node Types with *Requirement Definitions* and  
247 *Capability Definitions* of certain types. *Requirement Types* and *Capability Types* are defined as reusable  
248 entities so that those definitions can be used in the context of several Node Types. For example, a  
249 Requirement Type “DatabaseConnectionRequirement” might be defined to describe the requirement of a  
250 client for a database connection. This Requirement Type can then be reused for all kinds of Node Types  
251 that represent, for example, application with the need for a database connection.

252



253

254

255

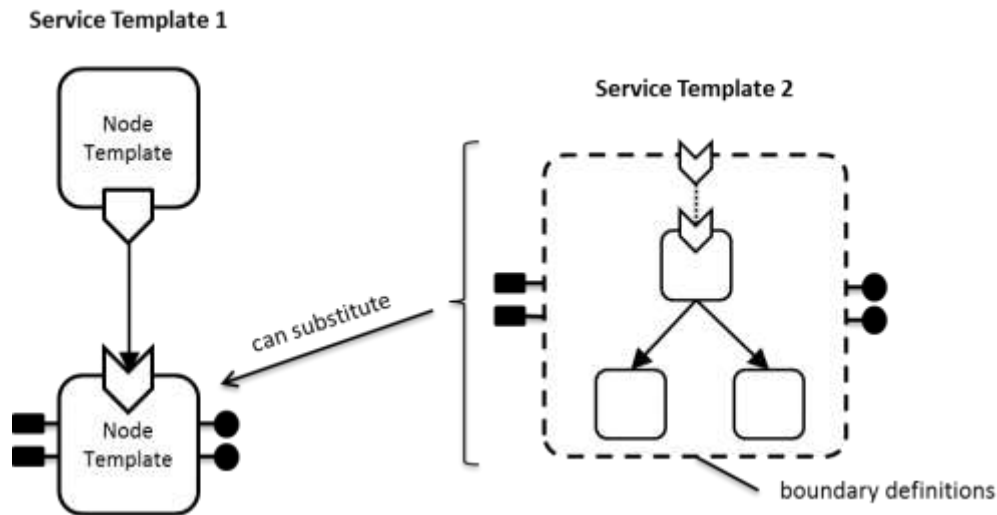
Figure 2: Requirements and Capabilities

256 Node Templates which have corresponding Node Types with Requirement Definitions or Capability  
257 Definitions will include representations of the respective *Requirements* and *Capabilities* with content  
258 specific to the respective Node Template. For example, while Requirement Types just represent  
259 Requirement metadata, the Requirement represented in a Node Template can provide concrete values  
260 for properties defined in the Requirement Type. In addition, Requirements and Capabilities of Node  
261 Templates in a Topology Template can optionally be connected via Relationship Templates to indicate  
262 that a specific requirement of one node is fulfilled by a specific capability provided by another node.

263 Requirements can be matched in two ways as briefly indicated above: (1) requirements of a Node  
264 Template can be matched by capabilities of another Node Template in the same Service Template by  
265 connecting the respective requirement-capability-pairs via Relationship Templates; (2) requirements of a  
266 Node Template can be matched by the general hosting environment (or the TOSCA container), for  
267 example by allocating needed resources for a Node Template during instantiation.

### 268 3.5 Composition of Service Templates

269 Service Templates can be based on and built on-top of other Service Templates based on the concept of  
270 Requirements and Capabilities introduced in the previous section. For example, a Service Template for a  
271 business application that is hosted on an application server tier might focus on defining the structure and  
272 manageability behavior of the application itself. The structure of the application server tier hosting the  
273 application can be provided in a separate Service Template built by another vendor specialized in  
274 deploying and managing application servers. This approach enables separation of concerns and re-use of  
275 common infrastructure templates.



276  
277 Figure 3: Service Template Composition

278 From the point of view of a Service Template (e.g. the business application Service Template from the  
279 example above) that uses another Service Template, the other Service Template (e.g. the application  
280 server tier) “looks” like just a Node Template. During deployment, however, this Node Template can be  
281 substituted by the second Service Template if it exposes the same boundaries (i.e. properties,  
282 capabilities, etc.) as the Node Template. Thus, a substitution with any Service Template that has the  
283 same *boundary definitions* as a certain Node Template in one Service Template becomes possible,  
284 allowing for a flexible composition of different Service Templates. This concept also allows for providing  
285 substitutable alternatives in the form of Service Templates. For example, a Service Template for a single  
286 node application server tier and a Service Template for a clustered application server tier might exist,  
287 and the appropriate option can be selected per deployment.

### 288 3.6 Policies in TOSCA

289 Non-functional behavior or quality-of-services are defined in TOSCA by means of policies. A Policy can  
290 express such diverse things like monitoring behavior, payment conditions, scalability, or continuous  
291 availability, for example.

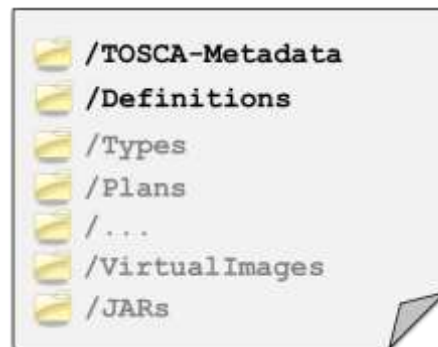
292 A Node Template can be associated with a set of Policies collectively expressing the non-functional  
293 behavior or quality-of-services that each instance of the Node Template will expose. Each Policy specifies  
294 the actual properties of the non-functional behavior, like the concrete payment information (payment  
295 period, currency, amount etc) about the individual instances of the Node Template.

296 These properties are defined by a Policy Type. Policy Types might be defined in hierarchies to properly  
297 reflect the structure of non-functional behavior or quality-of-services in particular domains. Furthermore, a  
298 Policy Type might be associated with a set of Node Types the non-functional behavior or quality-of-  
299 service it describes.

300 Policy Templates provide actual values of properties of the types defined by Policy Types. For example, a  
301 Policy Template for monthly payments for US customers will set the “payment period” property to  
302 “monthly” and the “currency” property to “US\$”, leaving the “amount” property open. The “amount”  
303 property will be set when the corresponding Policy Template is used for a Policy within a Node Template.  
304 Thus, a Policy Template defines the invariant properties of a Policy, while the Policy sets the variant  
305 properties resulting from the actual usage of a Policy Template in a Node Template.

### 306 3.7 Archive Format for Cloud Applications

307 In order to support in a certain environment the execution and management of the lifecycle of a cloud  
308 application, all corresponding artifacts have to be available in that environment. This means that beside  
309 the service template of the cloud application, the deployment artifacts and implementation artifacts have  
310 to be available in that environment. To ease the task of ensuring the availability of all of these, this  
311 specification defines a corresponding archive format called CSAR (Cloud Service ARchive).



312

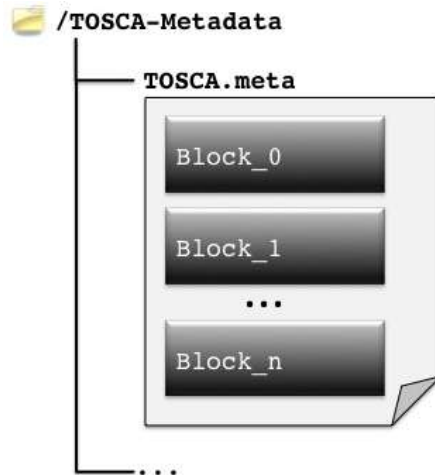
313

Figure 4: Structure of the CSAR

314 A CSAR is a container file, i.e. it contains multiple files of possibly different file types. These files are  
315 typically organized in several subdirectories, each of which contains related files (and possibly other  
316 subdirectories etc). The organization into subdirectories and their content is specific for a particular cloud  
317 application. CSARs are zip files, typically compressed.

318 Each CSAR MUST contain a subdirectory called *TOSCA-Metadata*. This subdirectory MUST contain a  
319 so-called *TOSCA meta file*. This file is named *TOSCA* and has the file extension *.meta*. It represents  
320 metadata of the other files in the CSAR. This metadata is given in the format of name/value pairs. These  
321 name/value pairs are organized in blocks. Each block provides metadata of a certain artifact of the CSAR.  
322 An empty line separates the blocks in the *TOSCA meta file*.

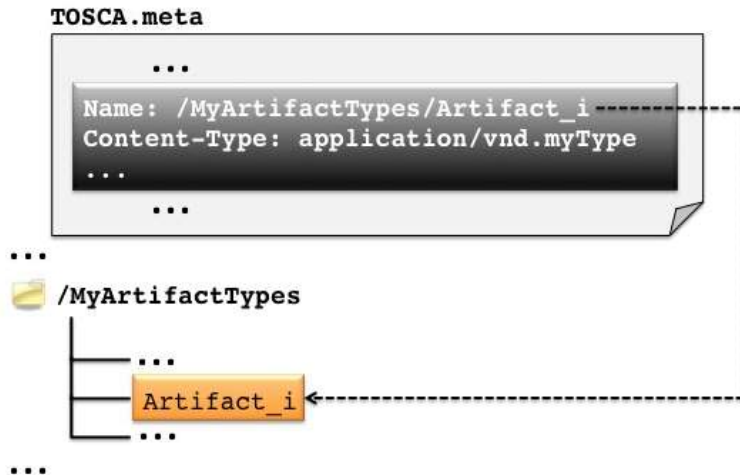




323  
 324  
 325  
 326  
 327  
 328  
 329

Figure 5: Structure of the TOSCA Meta File

The first block of the TOSCA meta file (Block\_0 in Figure 5) provides metadata of the CSAR itself (e.g. its version, creator etc). Each other block begins with a name/value pair that points to an artifact within the CSAR by means of a pathname. The remaining name/value pairs in a block are the proper metadata of the pointed to artifact. For example, a corresponding name/value pair specifies the MIME-type of the artifact.



330  
 331  
 332

Figure 6: Providing Metadata for Artifacts

333

## 4 The TOSCA Definitions Document

334 All elements needed to define a TOSCA Service Template – such as Node Type definitions, Relationship  
335 Type definitions, etc. – as well as Service Templates themselves are provided in TOSCA *Definitions*  
336 documents. This section explains the overall structure of a TOSCA Definitions document, the extension  
337 mechanism, and import features. Later sections describe in detail Service Templates, Node Types, Node  
338 Type Implementations, Relationship Types, Relationship Type Implementations, Requirement Types,  
339 Capability Types, Artifact Types, Artifact Templates, Policy Types and Policy Templates.

### 340 4.1 XML Syntax

341 The following pseudo schema defines the XML syntax of a Definitions document:

```
342 01 <Definitions id="xs:ID"  
343 02     name="xs:string"?  
344 03     targetNamespace="xs:anyURI">  
345 04  
346 05     <Extensions>  
347 06         <Extension namespace="xs:anyURI"  
348 07             mustUnderstand="yes|no"?/> +  
349 08     </Extensions> ?  
350 09  
351 10     <Import namespace="xs:anyURI"?  
352 11         location="xs:anyURI"?  
353 12         importType="xs:anyURI"/> *  
354 13  
355 14     <Types>  
356 15         <xs:schema .../> *  
357 16     </Types> ?  
358 17  
359 18     (  
360 19         <ServiceTemplate> ... </ServiceTemplate>  
361 20     |  
362 21         <NodeType> ... </NodeType>  
363 22     |  
364 23         <NodeTypeImplementation> ... </NodeTypeImplementation>  
365 24     |  
366 25         <RelationshipType> ... </RelationshipType>  
367 26     |  
368 27         <RelationshipTypeImplementation> ... </RelationshipTypeImplementation>  
369 28     |  
370 29         <RequirementType> ... </RequirementType>  
371 30     |  
372 31         <CapabilityType> ... </CapabilityType>  
373 32     |  
374 33         <ArtifactType> ... </ArtifactType>  
375 34     |  
376 35         <ArtifactTemplate> ... </ArtifactTemplate>  
377 36     |  
378 37         <PolicyType> ... </PolicyType>  
379 38     |  
380 39         <PolicyTemplate> ... </PolicyTemplate>  
381 40     ) +  
382 41  
383 42 </Definitions>
```

## 384 4.2 Properties

385 The `Definitions` element has the following properties:

- 386 • `id`: This attribute specifies the identifier of the Definitions document which MUST be unique  
387 within the target namespace.
- 388 • `name`: This OPTIONAL attribute specifies a descriptive name of the Definitions document.
- 389 • `targetNamespace`: The value of this attribute specifies the target namespace for the  
390 Definitions document. All elements defined within the Definitions document will be added to this  
391 namespace unless they override this attribute by means of their own `targetNamespace`  
392 attributes.
- 393 • `Extensions`: This OPTIONAL element specifies namespaces of TOSCA extension attributes  
394 and extension elements. If present, the `Extensions` element MUST include at least one  
395 `Extension` element.

396 The `Extension` element has the following properties:

- 397 ○ `namespace`: This attribute specifies the namespace of TOSCA extension attributes and  
398 extension elements.
- 399 ○ `mustUnderstand`: This OPTIONAL attribute specifies whether the extension MUST  
400 be understood by a compliant implementation. If the `mustUnderstand` attribute has  
401 value “yes” (which is the default value for this attribute) the extension is mandatory.  
402 Otherwise, the extension is optional.  
403 If a TOSCA implementation does not support one or more of the mandatory extensions,  
404 then the Definitions document MUST be rejected. Optional extensions MAY be ignored. It  
405 is not necessary to declare optional extensions.  
406 The same extension URI MAY be declared multiple times in the `Extensions` element.  
407 If an extension URI is identified as mandatory in one `Extension` element and optional  
408 in another, then the mandatory semantics have precedence and MUST be enforced. The  
409 extension declarations in an `Extensions` element MUST be treated as an unordered  
410 set.
- 411 • `Import`: This element declares a dependency on external TOSCA Definitions, XML Schema  
412 definitions, or WSDL definitions. Any number of `Import` elements MAY appear as children of  
413 the `Definitions` element.

414 The `Import` element has the following properties:

- 415 ○ `namespace`: This OPTIONAL attribute specifies an absolute URI that identifies the  
416 imported definitions. An `Import` element without a `namespace` attribute indicates that  
417 external definitions are in use, which are not namespace-qualified. If a `namespace`  
418 attribute is specified then the imported definitions MUST be in that namespace. If no  
419 namespace is specified then the imported definitions MUST NOT contain a  
420 `targetNamespace` specification. The namespace  
421 `http://www.w3.org/2001/XMLSchema` is imported implicitly. Note, however, that there is  
422 no implicit XML Namespace prefix defined for `http://www.w3.org/2001/XMLSchema`.
- 423 ○ `location`: This OPTIONAL attribute contains a URI indicating the location of a  
424 document that contains relevant definitions. The location URI MAY be a relative URI,  
425 following the usual rules for resolution of the URI base [XML Base, RFC 2396]. An  
426 `Import` element without a `location` attribute indicates that external definitions are  
427 used but makes no statement about where those definitions might be found. The  
428 `location` attribute is a hint and a TOSCA compliant implementation is not obliged to  
429 retrieve the document being imported from the specified location.

430           o `importType`: This REQUIRED attribute identifies the type of document being imported  
431           by providing an absolute URI that identifies the encoding language used in the document.  
432           The value of the `importType` attribute MUST be set to `http://docs.oasis-`  
433           `open.org/tosca/ns/2011/12` when importing Service Template documents, to  
434           `http://schemas.xmlsoap.org/wsdl/` when importing WSDL 1.1 documents, and to  
435           `http://www.w3.org/2001/XMLSchema` when importing an XSD document.

436           According to these rules, it is permissible to have an `Import` element without `namespace` and  
437           `location` attributes, and only containing an `importType` attribute. Such an `Import`  
438           element indicates that external definitions of the indicated type are in use that are not  
439           namespace-qualified, and makes no statement about where those definitions might be found.

440           A Definitions document MUST define or import all Node Types, Node Type Implementations,  
441           Relationship Types, Relationship Type Implementations, Requirement Type, Capability Types,  
442           Artifact Types, Policy Types, WSDL definitions, and XML Schema documents it uses. In order to  
443           support the use of definitions from namespaces spanning multiple documents, a Definitions  
444           document MAY include more than one import declaration for the same `namespace` and  
445           `importType`. Where a Definitions document has more than one import declaration for a given  
446           `namespace` and `importType`, each declaration MUST include a different `location` value.  
447           `Import` elements are conceptually unordered. A Definitions document MUST be rejected if the  
448           imported documents contain conflicting definitions of a component used by the importing  
449           Definitions document.

450           Documents (or namespaces) imported by an imported document (or namespace) are not  
451           transitively imported by a TOSCA compliant implementation. In particular, this means that if an  
452           external item is used by an element enclosed in the Definitions document, then a document (or  
453           namespace) that defines that item MUST be directly imported by the Definitions document. This  
454           requirement does not limit the ability of the imported document itself to import other documents or  
455           namespaces.

456           • `Types`: This element specifies XML definitions introduced within the Definitions document. Such  
457           definitions are provided within one or more separate Schema definitions (usually `xs:schema`  
458           elements). The `Types` element defines XML definitions within a Definitions document without  
459           having to define these XML definitions in separate files and importing them. Note, that an  
460           `xs:schema` element nested in the `Types` element MUST be a valid XML schema definition. In  
461           case the `targetNamespace` attribute of a nested `xs:schema` element is not specified, all  
462           definitions within this element become part of the target namespace of the encompassing  
463           Definitions element.

464           Note: The specification supports the use of any type system nested in the `Types` element.  
465           Nevertheless, only the support of `xs:schema` is REQUIRED from any compliant  
466           implementation.

467           • `ServiceTemplate`: This element specifies a complete Service Template for a cloud  
468           application. A Service Template contains a definition of the Topology Template of the cloud  
469           application, as well as any number of Plans. Within the Service Template, any type definitions  
470           (e.g. Node Types, Relationship Types, etc.) defined in the same Definitions document or in  
471           imported Definitions document can be used.

472           • `NodeType`: This element specifies a type of Node that can be referenced as a type for Node  
473           Templates of a Service Template.

474           • `NodeTypeImplementation`: This element specifies the implementation of the manageability  
475           behavior of a type of Node that can be referenced as a type for Node Templates of a Service  
476           Template.

477           • `RelationshipType`: This element specifies a type of Relationship that can be referenced as  
478           a type for Relationship Templates of a Service Template.

- 479 • `RelationshipTypeImplementation`: This element specifies the implementation of the  
480 manageability behavior of a type of Relationship that can be referenced as a type for Relationship  
481 Templates of a Service Template.
- 482 • `RequirementType`: This element specifies a type of Requirement that can be exposed by  
483 Node Types used in a Service Template.
- 484 • `CapabilityType`: This element specifies a type of Capability that can be exposed by Node  
485 Types used in a Service Template.
- 486 • `ArtifactType`: This element specifies a type of artifact used within a Service Template.  
487 Artifact Types might be, for example, application modules such as .war files or .ear files,  
488 operating system packages like RPMs, or virtual machine images like .ova files.
- 489 • `ArtifactTemplate`: This element specifies a template describing an artifact referenced by  
490 parts of a Service Template. For example, the installable artifact for an application server node  
491 might be defined as an artifact template.
- 492 • `PolicyType`: This element specifies a type of Policy that can be associated to Node Templates  
493 defined within a Service Template. For example, a scaling policy for nodes in a web server tier  
494 might be defined as a Policy Type, which specifies the attributes the scaling policy can have.
- 495 • `PolicyTemplate`: This element specifies a template of a Policy that can be associated to  
496 Node Templates defined within a Service Template. Other than a Policy Type, a Policy Template  
497 can define concrete values for a policy according to the set of attributes specified by the Policy  
498 Type the Policy Template refers to.

499 A TOSCA Definitions document MUST define at least one of the elements `ServiceTemplate`,  
500 `NodeType`, `NodeTypeImplementation`, `RelationshipType`,  
501 `RelationshipTypeImplementation`, `RequirementType`, `CapabilityType`,  
502 `ArtifactType`, `ArtifactTemplate`, `PolicyType`, or `PolicyTemplate`, but it can define any  
503 number of those elements in an arbitrary order.

504 This technique supports a modular definition of Service Templates. For example, one Definitions  
505 document can contain only Node Type and Relationship Type definitions that can then be imported into  
506 another Definitions document that only defines a Service Template using those Node Types and  
507 Relationship Types. Similarly, Node Type Properties can be defined in separate XML Schema Definitions  
508 that are imported and referenced when defining a Node Type.

509 All TOSCA elements MAY use the `documentation` element to provide annotation for users. The  
510 content could be a plain text, HTML, and so on. The `documentation` element is OPTIONAL and has  
511 the following syntax:

```
512 01 <documentation source="xs:anyURI"? xml:lang="xs:language"?>
513 02   ...
514 03 </documentation>
```

515 Example of use of a `documentation` element:

```
516 01 <Definitions id="MyDefinitions" name="My Definitions" ...>
517 02
518 03   <documentation xml:lang="EN">
519 04     This is a simple example of the usage of the documentation
520 05     element nested under a Definitions element. It could be used,
521 06     for example, to describe the purpose of the Definitions document
522 07     or to give an overview of elements contained within the Definitions
523 08     document.
524 09   </documentation>
525 10
526 11 </Definitions>
```

## 527 4.3 Example

528 The following Definitions document defines two Node Types, “Application” and “ApplicationServer”, as  
529 well as one Relationship Type “ApplicationHostedOnApplicationServer”. The properties definitions for the  
530 two Node Types are specified in a separate XML schema definition file which is imported into the  
531 Definitions document by means of the `Import` element.

```
532 01 <Definitions id="MyDefinitions" name="My Definitions"  
533 02   targetNamespace="http://www.example.com/MyDefinitions"  
534 03   xmlns:my="http://www.example.com/MyDefinitions">  
535 04  
536 05   <Import importType="http://www.w3.org/2001/XMLSchema"  
537 06     namespace="http://www.example.com/MyDefinitions">  
538 07  
539 08   <NodeType name="Application">  
540 09     <PropertiesDefinition element="my:ApplicationProperties"/>  
541 10   </NodeType>  
542 11  
543 12   <NodeType name="ApplicationServer">  
544 13     <PropertiesDefinition element="my:ApplicationServerProperties"/>  
545 14   </NodeType>  
546 15  
547 16   <RelationshipType name="ApplicationHostedOnApplicationServer">  
548 17     <ValidSource typeRef="my:Application"/>  
549 18     <ValidTarget typeRef="my:ApplicationServer"/>  
550 19   </RelationshipTemplate>  
551 20  
552 21 </Definitions>
```

553

## 5 Service Templates

554 This chapter specifies how *Service Templates* are defined. A Service Template describes the structure of  
555 a cloud application by means of a Topology Template, and it defines the manageability behavior of the  
556 cloud application in the form of Plans.

557 Elements within a Service Template, such as Node Templates defined in the Topology Template, refer to  
558 other TOSCA element, such as Node Types that can be defined in the same Definitions document  
559 containing the Service Template, or that can be defined in separate, imported Definitions documents.

560 Service Templates can be defined for being directly used for the deployment and management of a cloud  
561 application, or they can be used for composition into larger Service Template (see section 3.5 for details).

### 562 5.1 XML Syntax

563 The following pseudo schema defines the XML syntax of a Service Template:

```
564 01 <ServiceTemplate id="xs:ID"  
565 02     name="xs:string"?  
566 03     targetNamespace="xs:anyURI"  
567 04     substitutableNodeType="xs:QName"?>  
568 05  
569 06 <Tags>  
570 07   <Tag name="xs:string" value="xs:string"/> +  
571 08 </Tags> ?  
572 09  
573 10 <BoundaryDefinitions>  
574 11   <Properties>  
575 12     XML fragment  
576 13     <PropertyMappings>  
577 14       <PropertyMapping serviceTemplatePropertyRef="xs:string"  
578 15         targetObjectRef="xs:IDREF"  
579 16         targetPropertyRef="xs:string"/> +  
580 17     </PropertyMappings/> ?  
581 18   </Properties> ?  
582 19  
583 20   <PropertyConstraints>  
584 21     <PropertyConstraint property="xs:string"  
585 22       constraintType="xs:anyURI"> +  
586 23     constraint ?  
587 24   </PropertyConstraint>  
588 25 </PropertyConstraints> ?  
589 26  
590 27 <Requirements>  
591 28   <Requirement name="xs:string"? ref="xs:IDREF"/> +  
592 29 </Requirements> ?  
593 30  
594 31 <Capabilities>  
595 32   <Capability name="xs:string"? ref="xs:IDREF"/> +  
596 33 </Capabilities> ?  
597 34  
598 35 <Policies>  
599 36   <Policy name="xs:string"? policyType="xs:QName"  
600 37     policyRef="xs:QName"?>  
601 38     policy specific content ?  
602 39   </Policy> +  
603 40 </Policies> ?
```

```

604 41
605 42 <Interfaces>
606 43   <Interface name="xs:NCName">
607 44     <Operation name="xs:NCName">
608 45       (
609 46         <NodeOperation nodeRef="xs:IDREF"
610 47           interfaceName="xs:anyURI"
611 48             operationName="xs:NCName"/>
612 49       |
613 50         <RelationshipOperation relationshipRef="xs:IDREF"
614 51           interfaceName="xs:anyURI"
615 52             operationName="xs:NCName"/>
616 53       |
617 54         <Plan planRef="xs:IDREF"/>
618 55       )
619 56     </Operation> +
620 57   </Interface> +
621 58 </Interfaces> ?
622 59
623 60 </BoundaryDefinitions> ?
624 61
625 62 <TopologyTemplate>
626 63   (
627 64     <NodeTemplate id="xs:ID" name="xs:string"? type="xs:QName"
628 65       minInstances="xs:integer"?
629 66       maxInstances="xs:integer | xs:string"?>
630 67     <Properties>
631 68       XML fragment
632 69     </Properties> ?
633 70
634 71     <PropertyConstraints>
635 72       <PropertyConstraint property="xs:string"
636 73         constraintType="xs:anyURI">
637 74         constraint ?
638 75       </PropertyConstraint> +
639 76     </PropertyConstraints> ?
640 77
641 78     <Requirements>
642 79       <Requirement id="xs:ID" name="xs:string" type="xs:QName"> +
643 80         <Properties>
644 81           XML fragment
645 82         <Properties> ?
646 83         <PropertyConstraints>
647 84           <PropertyConstraint property="xs:string"
648 85             constraintType="xs:anyURI"> +
649 86           constraint ?
650 87         </PropertyConstraint>
651 88         </PropertyConstraints> ?
652 89       </Requirement>
653 90     </Requirements> ?
654 91
655 92     <Capabilities>
656 93       <Capability id="xs:ID" name="xs:string" type="xs:QName"> +
657 94         <Properties>
658 95           XML fragment
659 96         <Properties> ?
660 97         <PropertyConstraints>
661 98           <PropertyConstraint property="xs:string"

```



```

662 99             constraintType="xs:anyURI">
663 100             constraint ?
664 101             </PropertyConstraint> +
665 102             </PropertyConstraints> ?
666 103             </Capability>
667 104             </Capabilities> ?
668 105
669 106             <Policies>
670 107             <Policy name="xs:string"? policyType="xs:QName"
671 108                 policyRef="xs:QName"?>
672 109                 policy specific content ?
673 110             </Policy> +
674 111             </Policies> ?
675 112
676 113             <DeploymentArtifacts>
677 114             <DeploymentArtifact name="xs:string" artifactType="xs:QName"
678 115                 artifactRef="xs:QName"?>
679 116                 artifact specific content ?
680 117             </DeploymentArtifact> +
681 118             </DeploymentArtifacts> ?
682 119             </NodeTemplate>
683 120             |
684 121             <RelationshipTemplate id="xs:ID" name="xs:string"?
685 122                 type="xs:QName">
686 123             <Properties>
687 124                 XML fragment
688 125             </Properties> ?
689 126
690 127             <PropertyConstraints>
691 128             <PropertyConstraint property="xs:string"
692 129                 constraintType="xs:anyURI">
693 130                 constraint ?
694 131             </PropertyConstraint> +
695 132             </PropertyConstraints> ?
696 133
697 134             <SourceElement ref="xs:IDREF"/>
698 135             <TargetElement ref="xs:IDREF"/>
699 136
700 137             <RelationshipConstraints>
701 138             <RelationshipConstraint constraintType="xs:anyURI">
702 139                 constraint ?
703 140             </RelationshipConstraint> +
704 141             </RelationshipConstraints> ?
705 142
706 143             </RelationshipTemplate>
707 144             ) +
708 145             </TopologyTemplate>
709 146
710 147             <Plans>
711 148             <Plan id="xs:ID"
712 149                 name="xs:string"?
713 150                 planType="xs:anyURI"
714 151                 planLanguage="xs:anyURI">
715 152
716 153             <Precondition expressionLanguage="xs:anyURI">
717 154                 condition
718 155             </Precondition> ?
719 156

```

```

720 157     <InputParameters>
721 158         <InputParameter name="xs:string" type="xs:string"
722 159             required="yes|no"?/> +
723 160     </InputParameters> ?
724 161
725 162     <OutputParameters>
726 163         <OutputParameter name="xs:string" type="xs:string"
727 164             required="yes|no"?/> +
728 165     </OutputParameters> ?
729 166
730 167     (
731 168         <PlanModel>
732 169             actual plan
733 170         </PlanModel>
734 171         |
735 172         <PlanModelReference reference="xs:anyURI"/>
736 173     )
737 174
738 175     </Plan> +
739 176 </Plans> ?
740 177
741 178 </ServiceTemplate>

```

## 742 5.2 Properties

743 The `ServiceTemplate` element has the following properties:

- 744 • `id`: This attribute specifies the identifier of the Service Template which MUST be unique within  
745 the target namespace.
- 746 • `name`: This OPTIONAL attribute specifies a descriptive name of the Service Template.
- 747 • `targetNamespace`: The value of this OPTIONAL attribute specifies the target namespace for  
748 the Service Template. If not specified, the Service Template will be added to the namespace  
749 declared by the `targetNamespace` attribute of the enclosing `Definitions` element.
- 750 • `substitutableNodeType`: This OPTIONAL attribute specifies a Node Type that can be  
751 substituted by this Service Template. If another Service Template contains a Node Template of  
752 the specified Node Type (or any Node Type this Node Type is derived from), this Node Template  
753 can be substituted by an instance of this Service Template that then provides the functionality of  
754 the substituted node. See section 3.5 for more details.
- 755 • `Tags`: This OPTIONAL element allows the definition of any number of tags which can be used by  
756 the author to describe the Service Template. Each tag is defined by a separate, nested `Tag`  
757 element.

758 The `Tag` element has the following properties:

- 759 ○ `name`: This attribute specifies the name of the tag.
- 760 ○ `value`: This attribute specifies the value of the tag.

761  
762 **Note:** The name/value pairs defined in tags have no normative interpretation.

- 763 • `BoundaryDefinitions`: This OPTIONAL element specifies the properties the Service  
764 Template exposes beyond its boundaries, i.e. properties that can be observed from outside the  
765 Service Template. The `BoundaryDefinitions` element has the following properties.
  - 766 ○ `Properties`: This OPTIONAL element specifies global properties of the Service  
767 Template in the form of an XML fragment contained in the body of the `Properties`  
768 element. Those properties MAY be mapped to properties of components within the

769 Service Template to make them visible to the outside.  
770 The `Properties` element has the following properties:

- 771     ▪ `PropertyMappings`: This OPTIONAL element specifies mappings of one or  
772     more of the Service Template's properties to properties of components within the  
773     Service Template (e.g. Node Templates, Relationship Templates, etc.). Each  
774     property mapping is defined by a separate, nested `PropertyMapping`  
775     element. The `PropertyMapping` element has the following properties:
  - 776         • `serviceTemplatePropertyRef`: This attribute identifies a property  
777         of the Service Template by means of an XPath expression to be  
778         evaluated on the XML fragment defining the Service Template's  
779         properties.
  - 780         • `targetObjectRef`: This attribute specifies the object that provides  
781         the property to which the respective Service Template property is  
782         mapped. The referenced target object MUST be one of Node Template,  
783         Requirement of a Node Template, Capability of a Node Template, or  
784         Relationship Template.
  - 785         • `targetPropertyRef`: This attribute identifies a property of the target  
786         object by means of an XPath expression to be evaluated on the XML  
787         fragment defining the target object's properties.

788 Note: If a Service Template property is mapped to a property of a  
789 component within the Service Template, the XML schema type of the  
790 Service Template property and the mapped property MUST be  
791 compatible.  
792  
793 Note: If a Service Template property is mapped to a property of a  
794 component within the Service Template, reading the Service Template  
795 property corresponds to reading the mapped property, and writing the  
796 Service Template property corresponds to writing the mapped property.  
797
- 798     ○ `PropertyConstraints`: This OPTIONAL element specifies constraints on one or  
799     more of the Service Template's properties. Each constraint is specified by means of a  
800     separate, nested `PropertyConstraint` element.  
801     The `PropertyConstraint` element has the following properties:
  - 802         ▪ `property`: This attribute identifies a property by means of an XPath expression  
803         to be evaluated on the XML fragment defining the Service Template's properties.  
804  
805         Note: If the property affected by the property constraint is mapped to a property  
806         of a component within the Service Template, the property constraint SHOULD be  
807         compatible with any property constraint defined for the mapped property.
  - 808         ▪ `constraintType`: This attribute specifies the type of constraint by means of a  
809         URI, which defines both the semantic meaning of the constraint as well as the  
810         format of the content.
  - 811         ▪ The body of the `PropertyConstraint` element provides the actual  
812         constraint.  
813         Note: The body MAY be empty in case the `constraintType` URI already  
814         specifies the constraint appropriately. For example, a "read-only" constraint could  
815         be expressed solely by the `constraintType` URI.
- 816     ○ `Requirements`: This OPTIONAL element specifies Requirements exposed by the  
817     Service Template. Those Requirements correspond to Requirements of Node Templates  
818     within the Service Template that are propagated beyond the boundaries of the Service  
819     Template. Each Requirement is defined by a separate, nested `Requirement` element.  
820     The `Requirement` element has the following properties:

- 821                   ▪ `name`: This OPTIONAL attribute allows for specifying a name of the Requirement  
822                   other than that specified by the referenced Requirement of a Node Template.
- 823                   ▪ `ref`: This attribute references a Requirement element of a Node Template  
824                   within the Service Template.
- 825           ○ `Capabilities`: This OPTIONAL element specifies Capabilities exposed by the  
826           Service Template. Those Capabilities correspond to Capabilities of Node Templates  
827           within the Service Template that are propagated beyond the boundaries of the Service  
828           Template. Each Capability is defined by a separate, nested `Capability` element. The  
829           `Capability` element has the following properties:
- 830                   ▪ `name`: This OPTIONAL attribute allows for specifying a name of the Capability  
831                   other than that specified by the referenced Capability of a Node Template.
- 832                   ▪ `ref`: This attribute references a `Capability` element of a Node Template  
833                   within the Service Template.
- 834           ○ `Policies`: This OPTIONAL element specifies global policies of the Service Template  
835           related to a particular management aspect. All Policies defined within the `Policies`  
836           element MUST be enforced by a TOSCA implementation, i.e. Policies are AND-  
837           combined. Each policy is defined by a separate, nested `Policy` element.  
838           The `Policy` element has the following properties:
- 839                   ▪ `name`: This OPTIONAL attribute allows for the definition of a name for the Policy.  
840                   If specified, this name MUST be unique within the containing `Policies`  
841                   element.
- 842                   ▪ `policyType`: This attribute specifies the type of this Policy. The QName value  
843                   of this attribute SHOULD correspond to the QName of a `PolicyType` defined  
844                   in the same Definitions document or in an imported document.
- 845                   The `policyType` attribute specifies the artifact type specific content of the  
846                   `Policy` element body and indicates the type of Policy Template referenced by  
847                   the Policy via the `policyRef` attribute.
- 848                   ▪ `policyRef`: The QName value of this OPTIONAL attribute references a Policy  
849                   Template that is associated to the Service Template. This Policy Template can  
850                   be defined in the same TOSCA Definitions document, or it can be defined in a  
851                   separate document that is imported into the current Definitions document. The  
852                   type of Policy Template referenced by the `policyRef` attribute MUST be the  
853                   same type or a sub-type of the type specified in the `policyType` attribute.  
854                   The type of Policy Template referenced by the `policyRef` attribute MUST be the  
855                   same type or a sub-type of the type specified in the `policyType` attribute.
- 856                   Note: if no Policy Template is referenced, the policy specific content of the  
857                   `Policy` element alone is assumed to represent sufficient policy specific  
858                   information in the context of the Service Template.
- 859                   Note: while Policy Templates provide invariant information about a non-functional  
860                   behavior (i.e. information that is context independent, such as the availability  
861                   class of an availability policy), the `Policy` element defined in a Service  
862                   Template can provide variant information (i.e. information that is context specific,  
863                   such as a specific heartbeat frequency for checking availability of a service) in  
864                   the policy specific body of the `Policy` element.
- 865                   The `policyRef` attribute specifies the artifact type specific content of the  
866                   `Policy` element body and indicates the type of Policy Template referenced by  
867                   the Policy via the `policyRef` attribute.
- 866           ○ `Interfaces`: This OPTIONAL element specifies the interfaces with operations that can  
867           be invoked on complete service instances created from the Service Template.  
868           The `Interfaces` element has the following properties:
- 869                   ▪ `Interface`: This element specifies one interfaces exposed by the Service  
870                   Template.  
871                   The `Interface` element has the following properties:

872  
873  
874  
875  
876  
877  
878  
879  
880  
881  
882  
883  
884  
885  
886  
887  
888  
889  
890  
891  
892  
893  
894  
895  
896  
897  
898  
899  
900  
901  
902  
903  
904  
905  
906  
907  
908  
909  
910  
911  
912  
913  
914  
915  
916  
917  
918  
919  
920  
921  
922  
923

- `name`: This attribute specifies the name of the interfaces as either a URI or an NCName that MUST be unique in the scope of the Service Template's boundary definitions.
- `Operation`: This element specifies one exposed operation of an interface exposed by the Service Template.

An operation exposed by a Service Template maps to an internal component of the Service Template which actually provides the operation: it can be mapped to an operation provided by a Node Template (i.e. an operation defined by the Node Type specified in the `type` attribute of the Node Template), it can be mapped to an operation provided by a Relationship Template (i.e. an operation defined by the Relationship Type specified in the `type` attribute of the Relationship Template), or it can be mapped to a Plan of the Service Template.

When an exposed operation is invoked on a service instance created from the Service Template, the operation or Plan mapped to the exposed operation will actually be invoked.

The `Operation` element has the following properties:

- `name`: This attribute specifies the name of the operation, which MUST be unique within the containing interface.
- `NodeOperation`: This element specifies a reference to an operation of a Node Template. The `nodeRef` attribute of this element specifies a reference to the respective Node Template. The specific interface and operation to be mapped to the operation exposed by the Service Template are specified by means of the `interfaceName` and `operationName` attributes, respectively.

Note: An interface and operation with the specified names MUST be defined by the Node Type (or one of its super types) defined in the `type` attribute of the referenced Node Template.

- `RelationshipOperation`: This element specifies a reference to an operation of a Relationship Template. The `relationshipRef` attribute of this element specifies a reference to the respective Relationship Template. The specific interface and operation to be mapped to the operation exposed by the Service Template are specified by means of the `interfaceName` and `operationName` attributes, respectively.

Note: An interface and operation with the specified names MUST be defined by the Relationship Type (or one of its super types) defined in the `type` attribute of the referenced Relationship Template.

- `Plan`: This element specifies by means of its `planRef` attribute a reference to a Plan that provides the implementation of the operation exposed by the Service Template.

One of `NodeOperation`, `RelationshipOperation` or `Plan` MUST be specified within the `Operation` element.

924 • `TopologyTemplate`: This element specifies the overall structure of the cloud application  
925 defined by the Service Template, i.e. the components it consists of, and the relations between  
926 those components. The components of a service are referred to as *Node Templates*, the relations  
927 between the components are referred to as *Relationship Templates*.

928 The `TopologyTemplate` element has the following properties:

929 ○ `NodeTemplate`: This element specifies a kind of a component making up the cloud  
930 application.

931 The `NodeTemplate` element has the following properties:

932 ▪ `id`: This attribute specifies the identifier of the Node Template. The identifier of  
933 the Node Template MUST be unique within the target namespace.

934 ▪ `name`: This OPTIONAL attribute specifies the name of the Node Template.

935 ▪ `type`: The QName value of this attribute refers to the Node Type providing the  
936 type of the Node Template.

937

938 Note: If the Node Type referenced by the `type` attribute of a Node Template is  
939 declared as abstract, no instances of the specific Node Template can be created.  
940 Instead, a substitution of the Node Template with one having a specialized,  
941 derived Node Type has to be done at the latest during the instantiation time of  
942 the Node Template.

943 ▪ `minInstances`: This integer attribute specifies the minimum number of  
944 instances to be created when instantiating the Node Template. The default value  
945 of this attribute is 1. The value of `minInstances` MUST NOT be less than 0.

946 ▪ `maxInstances`: This attribute specifies the maximum number of instances that  
947 can be created when instantiating the Node Template. The default value of this  
948 attribute is 1. If the string is set to "unbounded", an unbounded number of  
949 instances can be created. The value of `maxInstances` MUST be 1 or greater  
950 and MUST NOT be less than the value specified for `minInstances`.

951 ▪ `Properties`: Specifies initial values for one or more of the Node Type  
952 Properties of the Node Type providing the property definitions in the concrete  
953 context of the Node Template.

954 The initial values are specified by providing an instance document of the XML  
955 schema of the corresponding Node Type Properties. This instance document  
956 considers the inheritance structure deduced by the `DerivedFrom` property of  
957 the Node Type referenced by the `type` attribute of the Node Template.

958 The instance document of the XML schema might not validate against the  
959 existence constraints of the corresponding schema: not all Node Type properties  
960 might have an initial value assigned, i.e. mandatory elements or attributes might  
961 be missing in the instance provided by the `Properties` element. Once the  
962 defined Node Template has been instantiated, any XML representation of the  
963 Node Type properties MUST validate according to the associated XML schema  
964 definition.

965 ▪ `PropertyConstraints`: Specifies constraints on the use of one or more of  
966 the Node Type Properties of the Node Type providing the property definitions for  
967 the Node Template. Each constraint is specified by means of a separate nested  
968 `PropertyConstraint` element.

969 The `PropertyConstraint` element has the following properties:

- 970 • `property`: The string value of this property is an XPath expression  
971 pointing to the property within the Node Type Properties document that is  
972 constrained within the context of the Node Template. More than one  
973 constraint MUST NOT be defined for each property.
- 974 • `constraintType`: The constraint type is specified by means of a URI,  
975 which defines both the semantic meaning of the constraint as well as the  
976 format of the content.  
977

978 For example, a constraint type of  
979 `http://www.example.com/PropertyConstraints/unique` could denote that  
980 the reference property of the node template under definition has to be  
981 unique within a certain scope. The constraint type specific content of the  
982 respective `PropertyConstraint` element could then define the  
983 actual scope in which uniqueness has to be ensured in more detail.

- 984 ▪ `Requirements`: This element contains a list of requirements for the Node  
985 Template, according to the list of requirement definitions of the Node Type  
986 specified in the `type` attribute of the Node Template. Each requirement is  
987 specified in a separate nested `Requirement` element.

988 The `Requirement` Element has the following properties:

- 989 • `id`: This attribute specifies the identifier of the Requirement. The  
990 identifier of the Requirement MUST be unique within the target  
991 namespace.
- 992 • `name`: This attribute specifies the name of the Requirement. The `name`  
993 and `type` of the Requirement MUST match the `name` and `type` of a  
994 Requirement Definition in the Node Type specified in the `type` attribute  
995 of the Node Template.
- 996 • `type`: The QName value of this attribute refers to the Requirement Type  
997 definition of the Requirement. This Requirement Type denotes the  
998 semantics and well as potential properties of the Requirement.
- 999 • `Properties`: This element specifies initial values for one or more of  
1000 the Requirement Properties according to the Requirement Type  
1001 providing the property definitions. Properties are provided in the form of  
1002 an XML fragment. The same rules as outlined for the `Properties`  
1003 element of the Node Template apply.
- 1004 • `PropertyConstraints`: This element specifies constraints on the  
1005 use of one or more of the Properties of the Requirement Type providing  
1006 the property definitions for the Requirement. Each constraint is specified  
1007 by means of a separate nested `PropertyConstraint` element. The  
1008 same rules as outlined for the `PropertyConstraints` element of  
1009 the Node Template apply.

- 1010 ▪ `Capabilities`: This element contains a list of capabilities for the Node  
1011 Template, according to the list of capability definitions of the Node Type specified  
1012 in the `type` attribute of the Node Template. Each capability is specified in a  
1013 separate nested `Capability` element.

1014 The `Capability` Element has the following properties:

- 1015
- 1016
- 1017
- 1018
- 1019
- 1020
- 1021
- 1022
- 1023
- 1024
- 1025
- 1026
- 1027
- 1028
- 1029
- 1030
- 1031
- 1032
- 1033
- 1034
- 1035
- 1036
- 1037
- 1038
- 1039
- 1040
- 1041
- 1042
- 1043
- 1044
- 1045
- 1046
- 1047
- 1048
- 1049
- 1050
- 1051
- 1052
- 1053
- 1054
- 1055
- 1056
- 1057
- 1058
- 1059
- 1060
- 1061
- `id`: This attribute specifies the identifier of the Capability. The identifier of the Capability MUST be unique within the target namespace.
  - `name`: This attribute specifies the name of the Capability. The name and type of the Capability MUST match the name and type of a Capability Definition in the Node Type specified in the type attribute of the Node Template.
  - `type`: The QName value of this attribute refers to the Capability Type definition of the Capability. This Capability Type denotes the semantics and well as potential properties of the Capability.
  - `Properties`: This element specifies initial values for one or more of the Capability Properties according to the Capability Type providing the property definitions. Properties are provided in the form of an XML fragment. The same rules as outlined for the Properties element of the Node Template apply.
  - `PropertyConstraints`: This element specifies constraints on the use of one or more of the Properties of the Capability Type providing the property definitions for the Capability. Each constraint is specified by means of a separate nested PropertyConstraint element. The same rules as outlined for the PropertyConstraints element of the Node Template apply.
  - `Policies`: This OPTIONAL element specifies policies associated with the Node Template. All Policies defined within the Policies element MUST be enforced by a TOSCA implementation, i.e. Policies are AND-combined. Each policy is specified by means of a separate nested Policy element. The Policy element has the following properties:
    - `name`: This OPTIONAL attribute allows for the definition of a name for the Policy. If specified, this name MUST be unique within the containing Policies element.
    - `policyType`: This attribute specifies the type of this Policy. The QName value of this attribute SHOULD correspond to the QName of a PolicyType defined in the same Definitions document or in an imported document.
 

The policyType attribute specifies the artifact type specific content of the Policy element body and indicates the type of Policy Template referenced by the Policy via the policyRef attribute.
    - `policyRef`: The QName value of this OPTIONAL attribute references a Policy Template that is associated to the Node Template. This Policy Template can be defined in the same TOSCA Definitions document, or it can be defined in a separate document that is imported into the current Definitions document. The type of Policy Template referenced by the policyRef attribute MUST be the same type or a sub-type of the type specified in the policyType attribute.
 

Note: if no Policy Template is referenced, the policy specific content of the Policy element alone is assumed to represent sufficient policy specific information in the context of the Node Template.



1062  
1063  
1064  
1065  
1066  
1067  
1068  
1069  
  
1070  
1071  
1072  
1073  
1074  
  
1075  
1076  
1077  
  
1078  
1079  
1080  
1081  
1082  
1083  
1084  
1085  
1086  
  
1087  
1088  
1089  
1090  
1091  
1092  
1093  
1094  
1095  
1096  
1097  
1098  
1099  
1100  
1101  
1102  
1103  
1104  
1105  
1106  
1107  
  
1108  
1109

Note: while Policy Templates provide invariant information about a non-functional behavior (i.e. information that is context independent, such as the availability class of an availability policy), the `Policy` element defined in a Node Template can provide variant information (i.e. information that is context specific, such as a specific heartbeat frequency for checking availability of a component) in the policy specific body of the `Policy` element.

- `DeploymentArtifacts`: This element specifies the deployment artifacts relevant for the Node Template under definition. Its nested `DeploymentArtifact` elements specify details about individual deployment artifacts.

The `DeploymentArtifact` element has the following properties:

- `name`: This attribute specifies the name of the artifact. Uniqueness of the name within the scope of the encompassing Node Template SHOULD be guaranteed by the definition.
- `artifactType`: This attribute specifies the type of this artifact. The `QName` value of this attribute SHOULD correspond to the `QName` of an `ArtifactType` defined in the same Definitions document or in an imported document.

The `artifactType` attribute specifies the artifact type specific content of the `DeploymentArtifact` element body and indicates the type of Artifact Template referenced by the Deployment Artifact via the `artifactRef` attribute.

- `artifactRef`: This OPTIONAL attribute contains a `QName` that identifies an Artifact Template to be used as deployment artifact. This Artifact Template can be defined in the same Definitions document or in a separate, imported document. The type of Artifact Template referenced by the `artifactRef` attribute MUST be the same type or a sub-type of the type specified in the `artifactType` attribute.

Note: if no Artifact Template is referenced, the artifact type specific content of the `DeploymentArtifact` element alone is assumed to represent the actual artifact. For example, the contents of a simple config file could be defined in place within the `DeploymentArtifact` element.

Note, that a deployment artifact specified with the Node Template under definition overrides any deployment artifact of the same `name` and the same `artifactType` (or any Artifact Type it is derived from) specified with the Node Type Implementation implementing the Node Type given as value of the `type` attribute of the Node Template under definition. Otherwise, the deployment artifacts of Node Type Implementations and the deployment artifacts defined with the Node Template are combined.

- `RelationshipTemplate`: This element specifies a kind of relationship between the components of the cloud application. For each specified Relationship Template the

1110 source element and target element MUST be specified in the Topology Template.  
 1111 The `RelationshipTemplate` element has the following properties:

- 1112     ▪ `id`: This attribute specifies the identifier of the Relationship Template. The  
 1113         identifier of the Relationship Template MUST be unique within the target  
 1114         namespace.
- 1115     ▪ `name`: This OPTIONAL attribute specifies the name of the Relationship  
 1116         Template.
- 1117     ▪ `type`: The QName value of this property refers to the Relationship Type  
 1118         providing the type of the Relationship Template.

1119  
 1120     Note: If the Relationship Type referenced by the `type` attribute of a Relationship  
 1121     Template is declared as abstract, no instances of the specific Relationship  
 1122     Template can be created. Instead, a substitution of the Relationship Template  
 1123     with one having a specialized, derived Relationship Type has to be done at the  
 1124     latest during the instantiation time of the Relationship Template.

- 1125     ▪ `Properties`: Specifies initial values for one or more of the Relationship Type  
 1126         Properties of the Relationship Type providing the property definitions in the  
 1127         concrete context of the Relationship Template.  
 1128         The initial values are specified by providing an instance document of the XML  
 1129         schema of the corresponding Relationship Type Properties. This instance  
 1130         document considers the inheritance structure deduced by the `DerivedFrom`  
 1131         property of the Relationship Type referenced by the `type` attribute of the  
 1132         Relationship Template.  
 1133         The instance document of the XML schema might not validate against the  
 1134         existence constraints of the corresponding schema: not all Relationship Type  
 1135         properties might have an initial value assigned, i.e. mandatory elements or  
 1136         attributes might be missing in the instance provided by the `Properties`  
 1137         element. Once the defined Relationship Template has been instantiated, any  
 1138         XML representation of the Relationship Type properties MUST validate according  
 1139         to the associated XML schema definition.
- 1140     ▪ `PropertyConstraints`: Specifies constraints on the use of one or more of  
 1141         the Relationship Type Properties of the Relationship Type providing the property  
 1142         definitions for the Relationship Template. Each constraint is specified by means  
 1143         of a separate nested `PropertyConstraint` element.  
 1144         The `PropertyConstraint` element has the following properties:
  - 1145             • `property`: The string value of this property is an XPath expression  
 1146                 pointing to the property within the Relationship Type Properties  
 1147                 document that is constrained within the context of the Relationship  
 1148                 Template. More than one constraint MUST NOT be defined for each  
 1149                 property.
  - 1150             • `constraintType`: The constraint type is specified by means of a URI,  
 1151                 which defines both the semantic meaning of the constraint as well as the  
 1152                 format of the content.

1153         For example, a constraint type of  
 1154         <http://www.example.com/PropertyConstraints/unique> could denote that  
 1155         the reference property of the node template under definition has to be  
 1156

1157 unique within a certain scope. The constraint type specific content of the  
1158 respective `PropertyConstraint` element could then define the  
1159 actual scope in which uniqueness has to be ensured in more detail.

1160 ▪ `SourceElement`: This element specifies the origin of the relationship  
1161 represented by the current `Relationship Template`.

1162 The `SourceElement` element has the following property:

- 1163 • `ref`: This attribute references by ID a `Node Template` or a `Requirement`  
1164 of a `Node Template` within the same `Service Template` document that is  
1165 the source of the `Relationship Template`.

1166  
1167 If the `Relationship Type` referenced by the `type` attribute defines a  
1168 constraint on the valid source of the relationship by means of its  
1169 `ValidSource` element, the `ref` attribute of `SourceElement` MUST  
1170 reference an object the type of which complies with the valid source  
1171 constraint of the respective `Relationship Type`.

1172  
1173 In the case where a `Node Type` is defined as valid source in the  
1174 `Relationship Type` definition, the `ref` attribute MUST reference a `Node`  
1175 `Template` of the corresponding `Node Type` (or of a sub-type).

1176  
1177 In the case where a `Requirement Type` is defined a valid source in the  
1178 `Relationship Type` definition, the `ref` attribute MUST reference a  
1179 `Requirement` of the corresponding `Requirement Type` within a `Node`  
1180 `Template`.

1181 ▪ `TargetElement`: This element specifies the target of the relationship  
1182 represented by the current `Relationship Template`.

1183 The `TargetElement` element has the following property:

- 1184 • `ref`: This attribute references by ID a `Node Template` or a `Capability` of  
1185 a `Node Template` within the same `Service Template` document that is the  
1186 target of the `Relationship Template`.

1187  
1188 If the `Relationship Type` referenced by the `type` attribute defines a  
1189 constraint on the valid source of the relationship by means of its  
1190 `ValidTarget` element, the `ref` attribute of `TargetElement` MUST  
1191 reference an object the type of which complies with the valid source  
1192 constraint of the respective `Relationship Type`.

1193  
1194 In case a `Node Type` is defined as valid target in the `Relationship Type`  
1195 definition, the `ref` attribute MUST reference a `Node Template` of the  
1196 corresponding `Node Type` (or of a sub-type).

1197  
1198 In case a `Capability Type` is defined a valid target in the `Relationship`  
1199 `Type` definition, the `ref` attribute MUST reference a `Capability` of the  
1200 corresponding `Capability Type` within a `Node Template`.

1201 ▪ `RelationshipConstraints`: This element specifies a list of constraints on  
1202 the use of the relationship in separate nested `RelationshipConstraint`  
1203 elements.

1204 The `RelationshipConstraint` element has the following properties:

- 1205
- 1206
- 1207
- 1208
- `constraintType`: This attribute specifies the type of relationship constraint by means of a URI. Depending on the type, the body of the `RelationshipConstraint` element might contain type specific content that further details the actual constraint.
- 1209
- `Plans`: This element specifies the operational behavior of the service. A `Plan` contained in the `Plans` element can specify how to create, terminate or manage the service.
- 1210
- 1211
- The `Plan` element has the following properties:
- `id`: This attribute specifies the identifier of the Plan. The identifier of the Plan MUST be unique within the target namespace.
  - `name`: This OPTIONAL attribute specifies the name of the Plan.
  - `planType`: The value of the attribute specifies the type of the plan as an indication on what the effect of executing the plan on a service will have. The plan type is specified by means of a URI, allowing for an extensibility mechanism for authors of service templates to define new plan types over time.
- 1212
- 1213
- 1214
- 1215
- 1216
- 1217
- 1218
- 1219
- The following plan types are defined as part of the TOSCA specification.
- <http://docs.oasis-open.org/tosca/ns/2011/12/PlanTypes/BuildPlan> - This URI defines the *build plan* plan type for plans used to initially create a new instance of a service from a Service Template.
  - <http://docs.oasis-open.org/tosca/ns/2011/12/PlanTypes/TerminationPlan> - This URI defines the *termination plan* plan type for plans used to terminate the existence of a service instance.
- 1220
- 1221
- 1222
- 1223
- 1224
- 1225
- 1226
- 1227
- 1228
- Note that all other plan types for managing service instances throughout their life time will be considered and referred to as *modification plans* in general.
- `planLanguage`: This attribute denotes the process modeling language (or metamodel) used to specify the plan. For example, “<http://www.omg.org/spec/BPMN/20100524/MODEL>” would specify that BPMN 2.0 has been used to model the plan.
- 1229
- 1230
- 1231
- 1232
- 1233
- 1234
- 1235
- 1236
- 1237
- TOSCA does not specify a separate metamodel for defining plans. Instead, it is assumed that a process modelling language (a.k.a. metamodel) like BPEL [BPEL 2.0] or BPMN [BPMN 2.0] is used to define plans. The specification favours the use of BPMN for modeling plans.
- `Precondition`: This OPTIONAL element specifies a condition that needs to be satisfied in order for the plan to be executed. The `expressionLanguage` attribute of this element specifies the expression language the nested condition is provided in.
- 1238
- 1239
- 1240
- 1241
- 1242
- 1243
- 1244
- 1245
- Typically, the precondition will be an expression in the instance state attribute of some of the node templates or relationship templates of the topology template. It will be evaluated based on the actual values of the corresponding attributes at the time the plan is requested to be executed. Note, that any other kind of pre-condition is allowed.
- `InputParameters`: This OPTIONAL property contains a list of one or more input parameter definitions for the Plan, each defined in a nested, separate `InputParameter` element.
- 1246
- 1247
- 1248
- 1249
- The `InputParameter` element has the following properties:

- 1250                   ▪ name: This attribute specifies the name of the input parameter, which MUST be
- 1251                   unique within the set of input parameters defined for the operation.
- 1252                   ▪ type: This attribute specifies the type of the input parameter.
- 1253                   ▪ required: This OPTIONAL attribute specifies whether or not the input
- 1254                   parameter is REQUIRED (required attribute with a value of “yes” – default) or
- 1255                   OPTIONAL (required attribute with a value of “no”).
- 1256                   ○ OutputParameters: This OPTIONAL property contains a list of one or more output
- 1257                   parameter definitions for the Plan, each defined in a nested, separate
- 1258                   OutputParameter element.
- 1259                   The OutputParameter element has the following properties:
- 1260                   ▪ name: This attribute specifies the name of the output parameter, which MUST be
- 1261                   unique within the set of output parameters defined for the operation.
- 1262                   ▪ type: This attribute specifies the type of the output parameter.
- 1263                   ▪ required: This OPTIONAL attribute specifies whether or not the output
- 1264                   parameter is REQUIRED (required attribute with a value of “yes” – default) or
- 1265                   OPTIONAL (required attribute with a value of “no”).
- 1266                   ○ PlanModel: This property contains the actual model content.
- 1267                   ○ PlanModelReference: This property points to the model content. Its reference
- 1268                   attribute contains a URI of the model of the plan.
- 1269
- 1270                   An instance of the Plan element MUST either contain the actual plan as instance of the
- 1271                   PlanModel element, or point to the model via the PlanModelReference element.

### 1272 5.3 Example

1273 The following Service Template defines a Topology Template containing two Node Templates called  
 1274 “MyApplication” and “MyAppServer”. These Node Templates have the node types “Application” and  
 1275 “ApplicationServer”. The Node Template “MyApplication” is instantiated exactly once. Two of its Node  
 1276 Type Properties are initialized by a corresponding Properties element. The Node Template  
 1277 “MyAppServer” can be instantiated as many times as needed. The “MyApplication” Node Template is  
 1278 connected with the “MyAppServer” Node Template via the Relationship Template named  
 1279 “MyHostedRelationship”; the behavior and semantics of the Relationship Template is defined in the  
 1280 Relationship Type “HostedOn”, saying that “MyApplication” is hosted on “MyAppServer”. The Service  
 1281 Template further defines a Plan “UpdateApplication” for performing an update of the “MyApplication”  
 1282 application hosted on the application server. This Plan refers to a BPMN 2.0 process definition contained  
 1283 in a separate file.

```

1284 01 <ServiceTemplate id="MyService"
1285 02     name="My Service">
1286 03
1287 04   <TopologyTemplate>
1288 05
1289 06     <NodeTemplate id="MyApplication"
1290 07       name="My Application"
1291 08       type="my:Application">
1292 09       <Properties>
1293 10         <ApplicationProperties>
1294 11           <Owner>Frank</Owner>
1295 12           <InstanceName>Thomas' favorite application</InstanceName>
1296 13         </ApplicationProperties>
1297 14       </Properties>

```

```
1298 15     </NodeTemplate>
1299 16
1300 17     <NodeTemplate id="MyAppServer"
1301 18         name="My Application Server"
1302 19         type="my:ApplicationServer"
1303 20         minInstances="0"
1304 21         maxInstances="unbounded"/>
1305 22
1306 23     <RelationshipTemplate id="MyDeploymentRelationship"
1307 24         type="my:deployedOn">
1308 25         <SourceElement ref="MyApplication"/>
1309 26         <TargetElement ref="MyAppServer"/>
1310 27     </RelationshipTemplate>
1311 28
1312 29 </TopologyTemplate>
1313 30
1314 31 <Plans>
1315 32     <Plan id="UpdateApplication"
1316 33         planType="http://www.example.com/UpdatePlan"
1317 34         planLanguage="http://www.omg.org/spec/BPMN/20100524/MODEL">
1318 35         <PlanModelReference reference="plans:UpdateApp"/>
1319 36     </Plan>
1320 37 </Plans>
1321 38
1322 39 </ServiceTemplate>
```

1323

## 6 Node Types

1324 This chapter specifies how *Node Types* are defined. A Node Type is a reusable entity that defines the  
1325 type of one or more Node Templates. As such, a Node Type defines the structure of observable  
1326 properties via a *Properties Definition*, i.e. the names, data types and allowed values the properties  
1327 defined in Node Templates using a Node Type or instances of such Node Templates can have.

1328 A Node Type can inherit properties from another Node Type by means of the `DerivedFrom` element.  
1329 Node Types might be declared as abstract, meaning that they cannot be instantiated. The purpose of  
1330 such abstract Node Types is to provide common properties and behavior for re-use in specialized,  
1331 derived Node Types. Node Types might also be declared as final, meaning that they cannot be derived by  
1332 other Node Types.

1333 A Node Type can declare to expose certain requirements and capabilities (see section 3.4) by means of  
1334 `RequirementDefinition` elements or `CapabilityDefinition` elements, respectively.

1335 The functions that can be performed on (an instance of) a corresponding Node Template are defined by  
1336 the *Interfaces* of the Node Type. Finally, management Policies are defined for a Node Type.

### 6.1 XML Syntax

1338 The following pseudo schema defines the XML syntax of Node Types:

```
1339 01 <NodeType name="xs:NCName" targetNamespace="xs:anyURI"?  
1340 02     abstract="yes|no"? final="yes|no"?>  
1341 03  
1342 04 <Tags>  
1343 05     <Tag name="xs:string" value="xs:string"/> +  
1344 06 </Tags> ?  
1345 07  
1346 08 <DerivedFrom typeRef="xs:QName"/> ?  
1347 09  
1348 10 <PropertiesDefinition element="xs:QName"? type="xs:QName"?/> ?  
1349 11  
1350 12 <RequirementDefinitions>  
1351 13     <RequirementDefinition name="xs:string"  
1352 14         requirementType="xs:QName"  
1353 15         lowerBound="xs:integer"?  
1354 16         upperBound="xs:integer | xs:string"?>  
1355 17         <Constraints>  
1356 18             <Constraint constraintType="xs:anyURI">  
1357 19                 constraint type specific content  
1358 20             </Constraint> +  
1359 21         </Constraints> ?  
1360 22     </RequirementDefinition> +  
1361 23 </RequirementDefinitions> ?  
1362 24  
1363 25 <CapabilityDefinitions>  
1364 26     <CapabilityDefinition name="xs:string"  
1365 27         capabilityType="xs:QName"  
1366 28         lowerBound="xs:integer"?  
1367 29         upperBound="xs:integer | xs:string"?>  
1368 30         <Constraints>  
1369 31             <Constraint constraintType="xs:anyURI">  
1370 32                 constraint type specific content  
1371 33             </Constraint> +  
1372 34         </Constraints> ?
```

```

1373 35     </CapabilityDefinition> +
1374 36 </CapabilityDefinitions>
1375 37
1376 38 <InstanceStates>
1377 39     <InstanceState state="xs:anyURI"> +
1378 40 </InstanceStates> ?
1379 41
1380 42 <Interfaces>
1381 43     <Interface name="xs:NCName | xs:anyURI">
1382 44         <Operation name="xs:NCName">
1383 45             <InputParameters>
1384 46                 <InputParameter name="xs:string" type="xs:string"
1385 47                     required="yes|no"?/> +
1386 48             </InputParameters> ?
1387 49             <OutputParameters>
1388 50                 <OutputParameter name="xs:string" type="xs:string"
1389 51                     required="yes|no"?/> +
1390 52             </OutputParameters> ?
1391 53         </Operation> +
1392 54     </Interface> +
1393 55 </Interfaces> ?
1394 56
1395 57 </NodeType>

```

## 6.2 Properties

1396

1397 The `NodeType` element has the following properties:

- 1398 • `name`: This attribute specifies the name or identifier of the Node Type, which MUST be unique  
1399 within the target namespace.
- 1400 • `targetNamespace`: This OPTIONAL attribute specifies the target namespace to which the  
1401 definition of the Node Type will be added. If not specified, the Node Type definition will be added  
1402 to the target namespace of the enclosing Definitions document.
- 1403 • `abstract`: This OPTIONAL attribute specifies that no instances can be created from Node  
1404 Templates that use this Node Type as their type. If a Node Type includes a Requirement  
1405 Definition or Capability Definition of an abstract Requirement Type or Capability Type,  
1406 respectively, the Node Type MUST be declared as abstract as well.

1407  
1408 As a consequence, the corresponding abstract Node Type referenced by any Node Template has  
1409 to be substituted by a Node Type derived from the abstract Node Type at the latest during the  
1410 instantiation time of a Node Template.

1411  
1412 Note: an abstract Node Type MUST NOT be declared as final.

- 1413 • `final`: This OPTIONAL attribute specifies that other Node Types MUST NOT be derived from  
1414 this Node Type.

1415  
1416 Note: a final Node Type MUST NOT be declared as abstract.

- 1417 • `Tags`: This OPTIONAL element allows the definition of any number of tags which can be used by  
1418 the author to describe the Node Type. Each tag is defined by a separate, nested `Tag` element.  
1419 The `Tag` element has the following properties:

- 1420 ○ `name`: This attribute specifies the name of the tag.

- 1421 ○ `value`: This attribute specifies the value of the tag.

1422

1423 Note: The name/value pairs defined in tags have no normative interpretation.



- 1424
- 1425
- 1426
- 1427
- **DerivedFrom:** This is an OPTIONAL reference to another Node Type from which this Node Type derives. Conflicting definitions are resolved by the rule that local new definitions always override derived definitions. See section 6.3 Derivation Rules for details.  
The `DerivedFrom` element has the following properties:
    - `typeRef`: The QName specifies the Node Type from which this Node Type derives its definitions.
  - **PropertiesDefinition:** This element specifies the structure of the observable properties of the Node Type, such as its configuration and state, by means of XML schema.  
The `PropertiesDefinition` element has one but not both of the following properties:
    - `element`: This attribute provides the QName of an XML element defining the structure of the Node Type Properties.
    - `type`: This attribute provides the QName of an XML (complex) type defining the structure of the Node Type Properties.
  - **RequirementDefinitions:** This OPTIONAL element specifies the requirements that the Node Type exposes (see section 3.4 for details). Each requirement is defined in a nested `RequirementDefinition` element.  
The `RequirementDefinition` element has the following properties:
    - `name`: This attribute specifies the name of the defined requirement and MUST be unique within the `RequirementDefinitions` of the current Node Type.  
  
Note that one Node Type might define multiple requirements of the same Requirement Type, in which case each occurrence of a requirement definition is uniquely identified by its name. For example, a Node Type for an application might define two requirements for a database (i.e. of the same Requirement Type) where one could be named “customerDatabase” and the other one could be named “productsDatabase”.
    - `requirementType`: This attribute identifies by QName the Requirement Type that is being defined by the current `RequirementDefinition`.
    - `lowerBound`: This OPTIONAL attribute specifies the lower boundary by which a requirement MUST be matched for Node Templates according to the current Node Type, or for instances created for those Node Templates. The default value for this attribute is one. A value of zero would indicate that matching of the requirement is optional.
    - `upperBound`: This OPTIONAL attribute specifies the upper boundary by which a requirement MUST be matched for Node Templates according to the current Node Type, or for instances created for those Node Templates. The default value for this attribute is one. A value of “unbounded” indicates that there is no upper boundary.
    - Constraints:** This OPTIONAL element contains a list of `Constraint` elements that specify additional constraints on the requirement definition. For example, if a database is needed a constraint on supported SQL features might be expressed.  
The nested `Constraint` element has the following properties:
      - `constraintType`: This attribute specifies the type of constraint. According to this type, the body of the `Constraint` element will contain type specific content.
  - **CapabilityDefinitions:** This OPTIONAL element specifies the capabilities that the Node Type exposes (see section 3.4 for details). Each capability is defined in a nested `CapabilityDefinition` element.  
The `CapabilityDefinition` element has the following properties:
    - `name`: This attribute specifies the name of the defined capability and MUST be unique within the `CapabilityDefinitions` of the current Node Type.

1473 Note that one Node Type might define multiple capabilities of the same Capability Type,  
1474 in which case each occurrence of a capability definition is uniquely identified by its name.

- 1475 ○ `capabilityType`: This attribute identifies by QName the Capability Type of capability  
1476 that is being defined by the current `CapabilityDefinition`.
- 1477 ○ `lowerBound`: This OPTIONAL attribute specifies the lower boundary of requiring nodes  
1478 that the defined capability can serve. The default value for this attribute is one. A value of  
1479 zero is invalid, since this would mean that the capability cannot actually satisfy any  
1480 requiring nodes.
- 1481 ○ `upperBound`: This OPTIONAL attribute specifies the upper boundary of client  
1482 requirements the defined capability can serve. The default value for this attribute is one.  
1483 A value of "unbounded" indicates that there is no upper boundary.
- 1484 ○ `Constraints`: This OPTIONAL element contains a list of `Constraint` elements that  
1485 specify additional constraints on the capability definition.  
1486 The nested `Constraint` element has the following properties:
  - 1487 ▪ `constraintType`: This attribute specifies the type of constraint. According to  
1488 this type, the body of the `Constraint` element will contain type specific  
1489 content.
- 1490 • `InstanceStates`: This OPTIONAL element lists the set of states an instance of this Node  
1491 Type can occupy. Those states are defined in nested `InstanceState` elements.  
1492 The `InstanceState` element has the following nested properties:
  - 1493 ○ `state`: This attribute specifies a URI that identifies a potential state.
- 1494 • `Interfaces`: This element contains the definitions of the operations that can be performed on  
1495 (instances of) this Node Type. Such operation definitions are given in the form of nested  
1496 `Interface` elements.  
1497 The `Interface` element has the following properties:
  - 1498 ○ `name`: The name of the interface. This name is either a URI or it is an NCName that  
1499 MUST be unique in the scope of the Node Type being defined.
  - 1500 ○ `Operation`: This element defines an operation available to manage particular aspects  
1501 of the Node Type.  
1502  
1503 The `Operation` element has the following properties:
    - 1504 ▪ `name`: This attribute defines the name of the operation and MUST be unique  
1505 within the containing `Interface` of the Node Type.
    - 1506 ▪ `InputParameters`: This OPTIONAL property contains a list of one or more  
1507 input parameter definitions, each defined in a nested, separate  
1508 `InputParameter` element.  
1509 The `InputParameter` element has the following properties:
      - 1510 • `name`: This attribute specifies the name of the input parameter, which  
1511 MUST be unique within the set of input parameters defined for the  
1512 operation.
      - 1513 • `type`: This attribute specifies the type of the input parameter.
      - 1514 • `required`: This OPTIONAL attribute specifies whether or not the input  
1515 parameter is REQUIRED (`required` attribute with a value of "yes" –  
1516 default) or OPTIONAL (`required` attribute with a value of "no").
    - 1517 ▪ `OutputParameters`: This OPTIONAL property contains a list of one or more  
1518 output parameter definitions, each defined in a nested, separate  
1519 `OutputParameter` element.  
1520 The `OutputParameter` element has the following properties:

- 1521 • `name`: This attribute specifies the name of the output parameter, which
- 1522 **MUST** be unique within the set of output parameters defined for the
- 1523 operation.
- 1524 • `type`: This attribute specifies the type of the output parameter.
- 1525 • `required`: This **OPTIONAL** attribute specifies whether or not the
- 1526 output parameter is **REQUIRED** (`required` attribute with a value of
- 1527 “yes” – default) or **OPTIONAL** (`required` attribute with a value of “no”).

## 1528 6.3 Derivation Rules

1529 The following rules on combining definitions based on `DerivedFrom` apply:

- 1530 • **Node Type Properties**: It is assumed that the XML element (or type) representing the Node Type
- 1531 Properties extends the XML element (or type) of the Node Type Properties of the Node Type
- 1532 referenced in the `DerivedFrom` element.
- 1533 • **Requirements and capabilities**: The set of requirements or capabilities of the Node Type under
- 1534 definition consists of the set union of requirements or capabilities defined by the Node Type
- 1535 derived from and the requirements or capabilities defined by the Node Type under definition.
- 1536

1537 In cases where the Node Type under definition defines a requirement or capability with a certain

1538 name where the Node Type derived from already contains a respective definition with the same

1539 name, the definition in the Node Type under definition overrides the definition of the Node Type

1540 derived from. In such a case, the requirement definition or capability definition, respectively,

1541 **MUST** reference a Requirement Type or Capability Type that is derived from the one in the

1542 corresponding requirement definition or capability definition of the Node Type derived from.

- 1543 • **Instance States**: The set of instance states of the Node Type under definition consists of the set
- 1544 union of the instances states defined by the Nodes Type derived from and the instance states
- 1545 defined by the Node Type under definition. A set of instance states of the same name will be
- 1546 combined into a single instance state of the same name.
- 1547 • **Interfaces**: The set of interfaces of the Node Type under definition consists of the set union of
- 1548 interfaces defined by the Node Type derived from and the interfaces defined by the Node Type
- 1549 under definition.
- 1550 Two interfaces of the same name will be combined into a single, derived interface with the same
- 1551 name. The set of operations of the derived interface consists of the set union of operations
- 1552 defined by both interfaces. An operation defined by the Node Type under definition substitutes an
- 1553 operation with the same name of the Node Type derived from.

## 1554 6.4 Example

1555 The following example defines the Node Type “Project”. It is defined in a Definitions document

1556 “MyDefinitions” within the target namespace “<http://www.example.com/sample>”. Thus, by importing the

1557 corresponding namespace in another Definitions document, the Project Node Type is available for use in

1558 the other document.

```

1559 01 <Definitions id="MyDefinitions" name="My Definitions"
1560 02     targetNamespace="http://www.example.com/sample">
1561 03
1562 04   <NodeType name="Project">
1563 05
1564 06     <documentation xml:lang="EN">
1565 07       A reusable definition of a node type supporting
1566 08       the creation of new projects.

```

```

1567 09     </documentation>
1568 10
1569 11     <PropertiesDefinition element="ProjectProperties"/>
1570 12
1571 13     <InstanceStates>
1572 14         <InstanceState state="www.example.com/active"/>
1573 15         <InstanceState state="www.example.com/onHold"/>
1574 16     </InstanceStates>
1575 17
1576 18     <Interfaces>
1577 19         <Interface name="ProjectInterface">
1578 20             <Operation name="CreateProject">
1579 21                 <InputParameters>
1580 22                     <InputParamter name="ProjectName"
1581 23                         type="xs:string"/>
1582 24                     <InputParamter name="Owner"
1583 25                         type="xs:string"/>
1584 26                     <InputParamter name="AccountID"
1585 27                         type="xs:string"/>
1586 28                 </InputParameters>
1587 29             </Operation>
1588 30         </Interface>
1589 31     </Interfaces>
1590 32 </NodeType>
1591 33
1592 34 </Definitions>

```

1593 The Node Type "Project" has three Node Type Properties defined as an XML element in the `Types`  
1594 element definition of the Service Template document: `Owner`, `ProjectName` and `AccountID` which are all  
1595 of type `xs:string`. An instance of the Node Type "Project" could be "active" (more precise in state  
1596 `www.example.com/active`) or "on hold" (more precise in state `www.example.com/onHold`). A single  
1597 Interface is defined for this Node Type, and this Interface is defined by an Operation, i.e. its actual  
1598 implementation is defined by the definition of the Operation. The Operation has the name `CreateProject`  
1599 and three Input Parameters (exploiting the default value "yes" of the attribute `required` of the  
1600 `InputParameter` element). The names of these Input Parameters are `ProjectName`, `Owner` and  
1601 `AccountID`, all of type `xs:string`.

---

## 1602 7 Node Type Implementations

1603 This chapter specifies how *Node Type Implementations* are defined. A Node Type Implementation  
1604 represents the executable code that implements a specific Node Type. It provides a collection of  
1605 executables implementing the interface operations of a Node Type (aka implementation artifacts) and the  
1606 executables needed to materialize instances of Node Templates referring to a particular Node Type (aka  
1607 deployment artifacts). The respective executables are defined as separate Artifact Templates and are  
1608 referenced from the implementation artifacts and deployment artifacts of a Node Type Implementation.

1609 While Artifact Templates provide invariant information about an artifact – i.e. information that is context  
1610 independent like the file name of the artifact – implementation or deployment artifacts can provide variant  
1611 (or context specific) information, such as authentication data or deployment paths for a specific  
1612 environment.

1613 Node Type Implementations can specify hints for a TOSCA container that enable proper selection of an  
1614 implementation that fits into a particular environment by means of Required Container Features  
1615 definitions.

### 1616 7.1 XML Syntax

1617 The following pseudo schema defines the XML syntax of Node Type Implementations:

```
1618 01 <NodeTypeImplementation name="xs:NCName" targetNamespace="xs:anyURI"?  
1619 02     nodeType="xs:QName"  
1620 03     abstract="yes|no"?  
1621 04     final="yes|no"?>  
1622 05  
1623 06 <Tags>  
1624 07   <Tag name="xs:string" value="xs:string"/> +  
1625 08 </Tags> ?  
1626 09  
1627 10 <DerivedFrom nodeTypeImplementationRef="xs:QName"/> ?  
1628 11  
1629 12 <RequiredContainerFeatures>  
1630 13   <RequiredContainerFeature feature="xs:anyURI"/> +  
1631 14 </RequiredContainerFeatures> ?  
1632 15  
1633 16 <ImplementationArtifacts>  
1634 17   <ImplementationArtifact interfaceName="xs:NCName | xs:anyURI"?  
1635 18     operationName="xs:NCName"?  
1636 19     artifactType="xs:QName"  
1637 20     artifactRef="xs:QName"?>  
1638 21     artifact specific content ?  
1639 22   <ImplementationArtifact> +  
1640 23 </ImplementationArtifacts> ?  
1641 24  
1642 25 <DeploymentArtifacts>  
1643 26   <DeploymentArtifact name="xs:string" artifactType="xs:QName"  
1644 27     artifactRef="xs:QName"?>  
1645 28     artifact specific content ?  
1646 29   <DeploymentArtifact> +  
1647 30 </DeploymentArtifacts> ?  
1648 31  
1649 32 </NodeTypeImplementation>
```

## 1650 7.2 Properties

1651 The `NodeTypeImplementation` element has the following properties:

- 1652 • `name`: This attribute specifies the name or identifier of the Node Type Implementation, which  
1653 MUST be unique within the target namespace.
- 1654 • `targetNamespace`: This OPTIONAL attribute specifies the target namespace to which the  
1655 definition of the Node Type Implementation will be added. If not specified, the Node Type  
1656 Implementation will be added to the target namespace of the enclosing Definitions document.
- 1657 • `nodeType`: The QName value of this attribute specifies the Node Type implemented by this  
1658 Node Type Implementation.
- 1659 • `abstract`: This OPTIONAL attribute specifies that this Node Type Implementation cannot be  
1660 used directly as an implementation for the Node Type specified in the `nodeType` attribute.  
1661

1662 For example, a Node Type implementer might decide to deliver only part of the implementation of  
1663 a specific Node Type (i.e. for only some operations) for re-use purposes and require the  
1664 implementation for specific operations to be delivered in a more concrete, derived Node Type  
1665 Implementation.  
1666

1667 Note: an abstract Node Type Implementation MUST NOT be declared as final.

- 1668 • `final`: This OPTIONAL attribute specifies that other Node Type Implementations MUST NOT  
1669 be derived from this Node Type Implementation.  
1670

1671 Note: a final Node Type Implementation MUST NOT be declared as abstract.

- 1672 • `Tags`: This OPTIONAL element allows the definition of any number of tags which can be used by  
1673 the author to describe the Node Type Implementation. Each tag is defined by a separate, nested  
1674 Tag element.

1675 The Tag element has the following properties:

- 1676 ○ `name`: This attribute specifies the name of the tag.
- 1677 ○ `value`: This attribute specifies the value of the tag.  
1678

1679 Note: The name/value pairs defined in tags have no normative interpretation.

- 1680 • `DerivedFrom`: This is an OPTIONAL reference to another Node Type Implementation from  
1681 which this Node Type Implementation derives. See section 7.3 Derivation Rules for details.

1682 The `DerivedFrom` element has the following properties:

- 1683 ○ `nodeTypeImplementationRef`: The QName specifies the Node Type  
1684 Implementation from which this Node Type Implementation derives.
- 1685 • `RequiredContainerFeatures`: An implementation of a Node Type might depend on  
1686 certain features of the environment it is executed in, such as specific (potentially proprietary) APIs  
1687 of the TOSCA container. For example, an implementation to deploy a virtual machine based on  
1688 an image could require access to some API provided by a public cloud, while another  
1689 implementation could require an API of a vendor-specific virtual image library. Thus, the contents  
1690 of the `RequiredContainerFeatures` element provide “hints” to the TOSCA container  
1691 allowing it to select the appropriate Node Type Implementation if multiple alternatives are  
1692 provided.

1693 Each such dependency is defined by a separate `RequiredContainerFeature` element.

1694 The `RequiredContainerFeature` element has the following properties:

- 1695 ○ `feature`: The value of this attribute is a URI that denotes the corresponding needed  
1696 feature of the environment.

1697  
1698  
1699  
1700  
1701  
1702  
1703  
1704  
1705  
1706  
1707  
1708  
1709  
1710  
1711  
1712  
1713  
1714  
1715  
1716  
1717  
1718  
1719  
1720  
1721  
1722  
1723  
1724  
1725  
1726  
1727  
1728  
1729  
1730  
1731  
1732  
1733  
1734  
1735  
1736  
1737  
1738  
1739  
1740  
1741  
1742  
1743  
1744  
1745  
1746  
1747  
1748

- **ImplementationArtifacts**: This element specifies a set of implementation artifacts for interfaces or operations of a Node Type.  
The **ImplementationArtifacts** element has the following properties:
  - **ImplementationArtifact**: This element specifies one implementation artifact of an interface or an operation.  
  
Note: Multiple implementation artifacts might be needed to implement a Node Type according to the attributes defined below. An implementation artifact MAY serve as implementation for all interfaces and all operations defined for the Node Type, it MAY serve as implementation for one interface (and all its operations), or it MAY serve as implementation for only one specific operation.  
  
The **ImplementationArtifact** element has the following properties:
    - **name**: This attribute specifies the name of the artifact, which SHOULD be unique within the scope of the encompassing Node Type Implementation.
    - **interfaceName**: This OPTIONAL attribute specifies the name of the interface that is implemented by the actual implementation artifact. If not specified, the implementation artifact is assumed to provide the implementation for all interfaces defined by the Node Type referred to by the **nodeType** attribute of the containing **NodeTypeImplementation**.
    - **operationName**: This OPTIONAL attribute specifies the name of the operation that is implemented by the actual implementation artifact. If specified, the **interfaceName** MUST be specified and the specified **operationName** MUST refer to an operation of the specified interface. If not specified, the implementation artifact is assumed to provide the implementation for all operations defined within the specified interface.
    - **artifactType**: This attribute specifies the type of this artifact. The QName value of this attribute SHOULD correspond to the QName of an **ArtifactType** defined in the same Definitions document or in an imported document.  
  
The **artifactType** attribute specifies the artifact type specific content of the **ImplementationArtifact** element body and indicates the type of **Artifact Template** referenced by the **Implementation Artifact** via the **artifactRef** attribute.
    - **artifactRef**: This OPTIONAL attribute contains a QName that identifies an **Artifact Template** to be used as implementation artifact. This **Artifact Template** can be defined in the same Definitions document or in a separate, imported document.  
The type of **Artifact Template** referenced by the **artifactRef** attribute MUST be the same type or a sub-type of the type specified in the **artifactType** attribute.  
  
Note: if no **Artifact Template** is referenced, the artifact type specific content of the **ImplementationArtifact** element alone is assumed to represent the actual artifact. For example, a simple script could be defined in place within the **ImplementationArtifact** element.
- **DeploymentArtifacts**: This element specifies a set of deployment artifacts relevant for materializing instances of nodes of the Node Type being implemented.  
The **DeploymentArtifacts** element has the following properties:
  - **DeploymentArtifact**: This element specifies one deployment artifact.

1749 Note: Multiple deployment artifacts MAY be defined in a Node Type Implementation. One  
1750 reason could be that multiple artifacts (maybe of different types) are needed to  
1751 materialize a node as a whole. Another reason could be that alternative artifacts are  
1752 provided for use in different contexts (e.g. different installables of a software for use in  
1753 different operating systems).

1754  
1755 The `DeploymentArtifact` element has the following properties:

- 1756     ▪ `name`: This attribute specifies the name of the artifact, which SHOULD be unique  
1757       within the scope of the encompassing Node Type Implementation.
- 1758     ▪ `artifactType`: This attribute specifies the type of this artifact. The QName  
1759       value of this attribute SHOULD correspond to the QName of an  
1760       `ArtifactType` defined in the same Definitions document or in an imported  
1761       document.

1762  
1763     The `artifactType` attribute specifies the artifact type specific content of the  
1764     `DeploymentArtifact` element body and indicates the type of Artifact  
1765     Template referenced by the Deployment Artifact via the `artifactRef`  
1766     attribute.

- 1767     ▪ `artifactRef`: This OPTIONAL attribute contains a QName that identifies an  
1768       Artifact Template to be used as deployment artifact. This Artifact Template can  
1769       be defined in the same Definitions document or in a separate, imported  
1770       document.

1771     The type of Artifact Template referenced by the `artifactRef` attribute MUST  
1772     be the same type or a sub-type of the type specified in the `artifactType`  
1773     attribute.

1774  
1775     Note: if no Artifact Template is referenced, the artifact type specific content of the  
1776     `DeploymentArtifact` element alone is assumed to represent the actual  
1777     artifact. For example, the contents of a simple config file could be defined in  
1778     place within the `DeploymentArtifact` element.

## 1779 7.3 Derivation Rules

1780 The following rules on combining definitions based on `DerivedFrom` apply:

- 1781     • **Implementation Artifacts:** The set of implementation artifacts of a Node Type Implementation  
1782       consists of the set union of implementation artifacts defined by the Node Type Implementation  
1783       itself and the implementation artifacts defined by any Node Type Implementation the Node Type  
1784       Implementation is derived from.  
1785       An implementation artifact defined by a Node Type Implementation overrides an implementation  
1786       artifact having the same interface name and operation name of a Node Type Implementation the  
1787       Node Type Implementation is derived from.  
1788       If an implementation artifact defined in a Node Type Implementation specifies only an interface  
1789       name, it substitutes implementation artifacts having the same interface name (with or without an  
1790       operation name defined) of any Node Type Implementation the Node Type Implementation is  
1791       derived from. In this case, the implementation of a complete interface of a Node Type is  
1792       overridden.  
1793       If an implementation artifact defined in a Node Type Implementation neither defines an interface  
1794       name nor an operation name, it overrides all implementation artifacts of any Node Type  
1795       Implementation the Node Type Implementation is derived from. In this case, the complete  
1796       implementation of a Node Type is overridden.



- Deployment Artifacts: The set of deployment artifacts of a Node Type Implementation consists of the set union of the deployment artifacts defined by the Nodes Type Implementation itself and the deployment artifacts defined by any Node Type Implementation the Node Type Implementation is derived from. A deployment artifact defined by a Node Type Implementation overrides a deployment artifact with the same name and type (or any type it is derived from) of any Node Type Implementation the Node Type Implementation is derived from.

## 7.4 Example

The following example defines the Node Type Implementation “MyDBMSImplementation”. This is an implementation of a Node Type “DBMS”.

```

1806 01 <Definitions id="MyImpls" name="My Implementations"
1807 02   targetNamespace="http://www.example.com/SampleImplementations"
1808 03   xmlns:bn="http://www.example.com/BaseNodeTypes"
1809 04   xmlns:ba="http://www.example.com/BaseArtifactTypes"
1810 05   xmlns:sa="http://www.example.com/SampleArtifacts">
1811 06
1812 07   <Import importType="http://docs.oasis-open.org/tosca/ns/2011/12"
1813 08     namespace="http://www.example.com/BaseArtifactTypes"/>
1814 09
1815 10   <Import importType="http://docs.oasis-open.org/tosca/ns/2011/12"
1816 11     namespace="http://www.example.com/BaseNodeTypes"/>
1817 12
1818 13   <Import importType="http://docs.oasis-open.org/tosca/ns/2011/12"
1819 14     namespace="http://www.example.com/SampleArtifacts"/>
1820 15
1821 16   <NodeTypeImplementation name="MyDBMSImplementation"
1822 17     nodeType="bn:DBMS">
1823 18
1824 19     <ImplementationArtifacts>
1825 20       <ImplementationArtifact interfaceName="MgmtInterface"
1826 21         artifactType="ba:WARFile"
1827 22         artifactRef="sa:MyMgmtWebApp">
1828 23       </ImplementationArtifact>
1829 24     </ImplementationArtifacts>
1830 25
1831 26     <DeploymentArtifacts>
1832 27       <DeploymentArtifact name="MyDBMS"
1833 28         artifactType="ba:ZipFile"
1834 29         artifactRef="sa:MyInstallable">
1835 30       </DeploymentArtifact>
1836 31     </DeploymentArtifacts>
1837 32
1838 33   </NodeTypeImplementation>
1839 34
1840 35 </Definitions>

```

The Node Type Implementation contains the “MyDBMSManagement” implementation artifact, which is an artifact for the “MgmtInterface” Interface that has been defined for the “DBMS” base Node Type. The type of this artifact is a “WARFile” that has been defined as base Artifact Type. The implementation artifact refers to the “MyMgmtWebApp” Artifact Template that has been defined before.

The Node Type Implementation further contains the “MyDBMS” deployment artifact, which is a software installable used for instantiating the “DBMS” Node Type. This software installable is a “ZipFile” that has been separately defined as the “MyInstallable” Artifact Template before.

## 1848 8 Relationship Types

1849 This chapter specifies how *Relationship Types* are defined. A Relationship Type is a reusable entity that  
1850 defines the type of one or more Relationship Templates between Node Templates. As such, a  
1851 Relationship Type can define the structure of observable properties via a *Properties Definition*, i.e. the  
1852 names, data types and allowed values the properties defined in Relationship Templates using a  
1853 Relationship Type or instances of such Relationship Templates can have.

1854 The operations that can be performed on (an instance of) a corresponding Relationship Template are  
1855 defined by the *Interfaces* of the Relationship Type. Furthermore, a Relationship Type defines the potential  
1856 states an instance of it might reveal at runtime.

1857 A Relationship Type can inherit the definitions defined in another Relationship Type by means of the  
1858 *DerivedFrom* element. Relationship Types might be declared as abstract, meaning that they cannot be  
1859 instantiated. The purpose of such abstract Relationship Types is to provide common properties and  
1860 behavior for re-use in specialized, derived Relationship Types. Relationship Types might also be declared  
1861 as final, meaning that they cannot be derived by other Relationship Types.

### 1862 8.1 XML Syntax

1863 The following pseudo schema defines the XML syntax of Relationship Types:

```
1864 01 <RelationshipType name="xs:NCName"
1865 02           targetNamespace="xs:anyURI"?
1866 03           abstract="yes|no"?
1867 04           final="yes|no"?> +
1868 05
1869 06   <Tags>
1870 07     <Tag name="xs:string" value="xs:string"/> +
1871 08   </Tags> ?
1872 09
1873 10   <DerivedFrom typeRef="xs:QName"/> ?
1874 11
1875 12   <PropertiesDefinition element="xs:QName"? type="xs:QName"?/> ?
1876 13
1877 14   <InstanceStates>
1878 15     <InstanceState state="xs:anyURI"> +
1879 16   </InstanceStates> ?
1880 17
1881 18   <SourceInterfaces>
1882 19     <Interface name="xs:NCName | xs:anyURI">
1883 20       ...
1884 21     </Interface> +
1885 22   </SourceInterfaces> ?
1886 23
1887 24   <TargetInterfaces>
1888 25     <Interface name="xs:NCName | xs:anyURI">
1889 26       ...
1890 27     </Interface> +
1891 28   </TargetInterfaces> ?
1892 29
1893 30   <ValidSource typeRef="xs:QName"/> ?
1894 31
1895 32   <ValidTarget typeRef="xs:QName"/> ?
1896 33
1897 34 </RelationshipType>
```

## 1898 8.2 Properties

1899 The `RelationshipType` element has the following properties:

- 1900 • `name`: This attribute specifies the name or identifier of the Relationship Type, which MUST be  
1901 unique within the target namespace.
- 1902 • `targetNamespace`: This OPTIONAL attribute specifies the target namespace to which the  
1903 definition of the Relationship Type will be added. If not specified, the Relationship Type definition  
1904 will be added to the target namespace of the enclosing Definitions document.
- 1905 • `abstract`: This OPTIONAL attribute specifies that no instances can be created from  
1906 Relationship Templates that use this Relationship Type as their type.

1907  
1908 As a consequence, the corresponding abstract Relationship Type referenced by any Relationship  
1909 Template has to be substituted by a Relationship Type derived from the abstract Relationship  
1910 Type at the latest during the instantiation time of a Relationship Template.

1911  
1912 Note: an abstract Relationship Type MUST NOT be declared as final.

- 1913 • `final`: This OPTIONAL attribute specifies that other Relationship Types MUST NOT be derived  
1914 from this Relationship Type.

1915  
1916 Note: a final Relationship Type MUST NOT be declared as abstract.

- 1917 • `Tags`: This OPTIONAL element allows the definition of any number of tags which can be used by  
1918 the author to describe the Relationship Type. Each tag is defined by a separate, nested `Tag`  
1919 element.

1920 The `Tag` element has the following properties:

- 1921 ○ `name`: This attribute specifies the name of the tag.
- 1922 ○ `value`: This attribute specifies the value of the tag.

1923  
1924 Note: The name/value pairs defined in tags have no normative interpretation.

- 1925 • `DerivedFrom`: This is an OPTIONAL reference to another Relationship Type from which this  
1926 Relationship Type is derived. Conflicting definitions are resolved by the rule that local new  
1927 definitions always override derived definitions. See section 8.3 Derivation Rules for details.

1928 The `DerivedFrom` element has the following properties:

- 1929 ○ `typeRef`: The QName specifies the Relationship Type from which this Relationship  
1930 Type derives its definitions.

- 1931 • `PropertiesDefinition`: This element specifies the structure of the observable properties  
1932 of the Relationship Type, such as its configuration and state, by means of XML schema.

1933 The `PropertiesDefinition` element has one but not both of the following properties:

- 1934 ○ `element`: This attribute provides the QName of an XML element defining the structure  
1935 of the Relationship Type Properties.
- 1936 ○ `type`: This attribute provides the QName of an XML (complex) type defining the  
1937 structure of the Relationship Type Properties.

- 1938 • `InstanceStates`: This OPTIONAL element lists the set of states an instance of this  
1939 Relationship Type can occupy at runtime. Those states are defined in nested `InstanceState`  
1940 elements.

1941 The `InstanceState` element has the following nested properties:

- 1942 ○ `state`: This attribute specifies a URI that identifies a potential state.

- 1943 • `SourceInterfaces`: This OPTIONAL element contains definitions of manageability interfaces  
1944 that can be performed on the source of a relationship of this Relationship Type to actually  
1945 establish the relationship between the source and the target in the deployed service.

1946 Those interface definitions are contained in nested `Interface` elements, the content of which  
 1947 is that described for Node Type interfaces (see section 6.2).

- 1948 • `TargetInterfaces`: This OPTIONAL element contains definitions of manageability interfaces  
 1949 that can be performed on the target of a relationship of this Relationship Type to actually  
 1950 establish the relationship between the source and the target in the deployed service.  
 1951 Those interface definitions are contained in nested `Interface` elements, the content of which  
 1952 is that described for Node Type interfaces (see section 6.2).
- 1953 • `ValidSource`: This OPTIONAL element specifies the type of object that is allowed as a valid  
 1954 origin for relationships defined using the Relationship Type under definition. If not specified, any  
 1955 Node Type is allowed to be the origin of the relationship.  
 1956 The `ValidSource` element has the following properties:
  - 1957 ○ `typeRef`: This attribute specifies the QName of a Node Type or Requirement Type that  
 1958 is allowed as a valid source for relationships defined using the Relationship Type under  
 1959 definition. Node Types or Requirements Types derived from the specified Node Type or  
 1960 Requirement Type, respectively, MUST also be accepted as valid relationship source.  
 1961

1962 **Note:** If `ValidSource` specifies a Node Type, the `ValidTarget` element (if present)  
 1963 of the Relationship Type under definition MUST also specify a Node Type.  
 1964 If `ValidSource` specifies a Requirement Type, the `ValidTarget` element (if  
 1965 present) of the Relationship Type under definition MUST specify a Capability Type. This  
 1966 Capability Type MUST match the requirement defined in `ValidSource`, i.e. it MUST  
 1967 be of the type (or a sub-type of) the capability specified in the  
 1968 `requiredCapabilityType` attribute of the respective `RequirementType`  
 1969 definition.
- 1970 • `ValidTarget`: This OPTIONAL element specifies the type of object that is allowed as a valid  
 1971 target for relationships defined using the Relationship Type under definition. If not specified, any  
 1972 Node Type is allowed to be the origin of the relationship.  
 1973 The `ValidTarget` element has the following properties:
  - 1974 ○ `typeRef`: This attribute specifies the QName of a Node Type or Capability Type that is  
 1975 allowed as a valid target for relationships defined using the Relationship Type under  
 1976 definition. Node Types or Capability Types derived from the specified Node Type or  
 1977 Capability Type, respectively, MUST also be accepted as valid targets of relationships.  
 1978

1979 **Note:** If `ValidTarget` specifies a Node Type, the `ValidSource` element (if present)  
 1980 of the Relationship Type under definition MUST also specify a Node Type.  
 1981 If `ValidTarget` specifies a Capability Type, the `ValidSource` element (if present)  
 1982 of the Relationship Type under definition MUST specify a Requirement Type. This  
 1983 Requirement Type MUST declare it requires the capability defined in `ValidTarget`,  
 1984 i.e. it MUST declare the type (or a super-type of) the capability in the  
 1985 `requiredCapabilityType` attribute of the respective `RequirementType`  
 1986 definition.

### 1987 8.3 Derivation Rules

1988 The following rules on combining definitions based on `DerivedFrom` apply:

- 1989 • **Relationship Type Properties:** It is assumed that the XML element (or type) representing the  
 1990 Relationship Type properties of the Relationship Type under definition extends the XML element  
 1991 (or type) of the Relationship Type properties of the Relationship Type referenced in the  
 1992 `DerivedFrom` element.
- 1993 • **Instance States:** The resulting set of instance states of the Relationship Type under definition  
 1994 consists of the set union of the instances states defined by the Relationship Type derived from

- 1995 and the instance states explicitly defined by the Relationship Type under definition. Instance  
 1996 states with the same state attribute will be combined into a single instance state of the same  
 1997 state.
- 1998 • Valid source and target: An object specified as a valid source or target, respectively, of the  
 1999 Relationship Type under definition MUST be of a subtype defined as valid source or target,  
 2000 respectively, of the Relationship Type derived from.
- 2001
- 2002 If the Relationship Type derived from has no valid source or target defined, the types of object  
 2003 being defined in the `ValidSource` or `ValidTarget` elements of the Relationship Type  
 2004 under definition are not restricted.
- 2005
- 2006 If the Relationship Type under definition has no source or target defined, only the types of objects  
 2007 defined as source or target of the Relationship Type derived from are valid origins or destinations  
 2008 of the Relationship Type under definition.
- 2009 • Interfaces: The set of interfaces (both source and target interfaces) of the Relationship Type  
 2010 under definition consists of the set union of interfaces defined by the Relationship Type derived  
 2011 from and the interfaces defined by the Relationship Type under definition.  
 2012 Two interfaces of the same name will be combined into a single, derived interface with the same  
 2013 name. The set of operations of the derived interface consists of the set union of operations  
 2014 defined by both interfaces. An operation defined by the Relationship Type under definition  
 2015 substitutes an operation with the same name of the Relationship Type derived from.

## 2016 8.4 Example

2017 The following example defines the Relationship Type “processDeployedOn”. The meaning of this  
 2018 Relationship Type is that “a process is deployed on a hosting environment”. When the source of an  
 2019 instance of a Relationship Template referring to this Relationship Type is deleted, its target is  
 2020 automatically deleted as well. The Relationship Type has Relationship Type Properties defined in the  
 2021 `Types` section of the same Definitions document as the “ProcessDeployedOnProperties” element. The  
 2022 states an instance of this Relationship Type can be in are also listed.

```

2023 01 <RelationshipType name="processDeployedOn">
2024 02
2025 03   <RelationshipTypeProperties element="ProcessDeployedOnProperties"/>
2026 04
2027 05   <InstanceStates>
2028 06     <InstanceState state="www.example.com/successfullyDeployed"/>
2029 07     <InstanceState state="www.example.com/failed"/>
2030 08   </InstanceStates>
2031 09
2032 10 </RelationshipType>
  
```

2033

## 9 Relationship Type Implementations

2034 This chapter specifies how *Relationship Type Implementations* are defined. A Relationship Type  
2035 Implementation represents the runnable code that implements a specific Relationship Type. It provides a  
2036 collection of executables implementing the interface operations of a Relationship Type (aka  
2037 implementation artifacts). The particular executables are defined as separate Artifact Templates and are  
2038 referenced from the implementation artifacts of a Relationship Type Implementation.

2039 While Artifact Templates provide invariant information about an artifact – i.e. information that is context  
2040 independent like the file name of the artifact – implementation artifacts can provide variant (or context  
2041 specific) information, e.g. authentication data for a specific environment.

2042 Relationship Type Implementations can specify hints for a TOSCA container that enable proper selection  
2043 of an implementation that fits into a particular environment by means of Required Container Features  
2044 definitions.

2045 Note that there MAY be Relationship Types that do not define any interface operations, i.e. that also do  
2046 not require any implementation artifacts. In such cases, no Relationship Type Implementation is needed  
2047 but the respective Relationship Types can be used by a TOSCA implementation as is.

### 9.1 XML Syntax

2048 The following pseudo schema defines the XML syntax of Relationship Type Implementations:

```
2049 01 <RelationshipTypeImplementation name="xs:NCName"  
2050 02     targetNamespace="xs:anyURI"?  
2051 03     relationshipType="xs:QName"  
2052 04     abstract="yes|no"?  
2053 05     final="yes|no"?  
2054 06  
2055 07 <Tags>  
2056 08   <Tag name="xs:string" value="xs:string"/> +  
2057 09 </Tags> ?  
2058 10  
2059 11 <DerivedFrom relationshipTypeImplementationRef="xs:QName"/> ?  
2060 12  
2061 13 <RequiredContainerFeatures>  
2062 14   <RequiredContainerFeature feature="xs:anyURI"/> +  
2063 15 </RequiredContainerFeatures> ?  
2064 16  
2065 17 <ImplementationArtifacts>  
2066 18   <ImplementationArtifact interfaceName="xs:NCName | xs:anyURI"?  
2067 19     operationName="xs:NCName"?  
2068 20     artifactType="xs:QName"  
2069 21     artifactRef="xs:QName"?>  
2070 22     artifact specific content ?  
2071 23   <ImplementationArtifact> +  
2072 24 </ImplementationArtifacts> ?  
2073 25  
2074 26 </RelationshipTypeImplementation>
```

### 9.2 Properties

2076 The RelationshipTypeImplementation element has the following properties:

- 2077 • name: This attribute specifies the name or identifier of the Relationship Type Implementation,  
2078 which MUST be unique within the target namespace.  
2079

2080 • `targetNamespace`: This OPTIONAL attribute specifies the target namespace to which the  
2081 definition of the Relationship Type Implementation will be added. If not specified, the Relationship  
2082 Type Implementation will be added to the target namespace of the enclosing Definitions  
2083 document.

2084 • `relationshipType`: The QName value of this attribute specifies the Relationship Type  
2085 implemented by this Relationship Type Implementation.

2086 • `abstract`: This OPTIONAL attribute specifies that this Relationship Type Implementation  
2087 cannot be used directly as an implementation for the Relationship Type specified in the  
2088 `relationshipType` attribute.

2089  
2090 For example, a Relationship Type implementer might decide to deliver only part of the  
2091 implementation of a specific Relationship Type (i.e. for only some operations) for re-use purposes  
2092 and require the implementation for specific operations to be delivered in a more concrete, derived  
2093 Relationship Type Implementation.  
2094

2095 Note: an abstract Relationship Type Implementation MUST NOT be declared as final.

2096 • `final`: This OPTIONAL attribute specifies that other Relationship Type Implementations MUST  
2097 NOT be derived from this Relationship Type Implementation.

2098 Note: a final Relationship Type Implementation MUST NOT be declared as abstract.

2100 • `Tags`: This OPTIONAL element allows the definition of any number of tags which can be used by  
2101 the author to describe the Relationship Type Implementation. Each tag is defined by a separate,  
2102 nested `Tag` element.

2103 The `Tag` element has the following properties:

2104     o `name`: This attribute specifies the name of the tag.

2105     o `value`: This attribute specifies the value of the tag.

2106 Note: The name/value pairs defined in tags have no normative interpretation.  
2107

2108 • `DerivedFrom`: This is an OPTIONAL reference to another Relationship Type Implementation  
2109 from which this Relationship Type Implementation derives. See section 9.3 Derivation Rules or  
2110 details.

2111 The `DerivedFrom` element has the following properties:

2112     o `relationshipTypeImplementationRef`: The QName specifies the Relationship  
2113 Type Implementation from which this Relationship Type Implementation derives.

2114 • `RequiredContainerFeatures`: An implementation of a Relationship Type might depend  
2115 on certain features of the environment it is executed in, such as specific (potentially proprietary)  
2116 APIs of the TOSCA container.

2117 Thus, the contents of the `RequiredContainerFeatures` element provide “hints” to the  
2118 TOSCA container allowing it to select the appropriate Relationship Type Implementation if  
2119 multiple alternatives are provided.

2120 Each such dependency is defined by a separate `RequiredContainerFeature` element.

2121 The `RequiredContainerFeature` element has the following properties:

2122     o `feature`: The value of this attribute is a URI that denotes the corresponding needed  
2123 feature of the environment.

2124 • `ImplementationArtifacts`: This element specifies a set of implementation artifacts for  
2125 interfaces or operations of a Relationship Type.

2126 The `ImplementationArtifacts` element has the following properties:

2127     o `ImplementationArtifact`: This element specifies one implementation artifact of  
2128 an interface or an operation.  
2129

2130 Note: Multiple implementation artifacts might be needed to implement a Relationship  
2131 Type according to the attributes defined below. An implementation artifact MAY serve as  
2132 implementation for all interfaces and all operations defined for the Relationship Type, it  
2133 MAY serve as implementation for one interface (and all its operations), or it MAY serve  
2134 as implementation for only one specific operation.  
2135

2136 The `ImplementationArtifact` element has the following properties:

- 2137     ▪ `name`: This attribute specifies the name of the artifact, which SHOULD be unique  
2138       within the scope of the encompassing Node Type Implementation.
- 2139     ▪ `interfaceName`: This OPTIONAL attribute specifies the name of the interface  
2140       that is implemented by the actual implementation artifact. If not specified, the  
2141       implementation artifact is assumed to provide the implementation for all  
2142       interfaces defined by the Relationship Type referred to by the  
2143       `relationshipType` attribute of the containing  
2144       `RelationshipTypeImplementation`.

2145 Note that the referenced interface can be defined in either the  
2146 `SourceInterfaces` element or the `TargetInterfaces` element of the  
2147 Relationship Type implemented by this Relationship Type Implementation.  
2148

- 2149     ▪ `operationName`: This OPTIONAL attribute specifies the name of the  
2150       operation that is implemented by the actual implementation artifact. If specified,  
2151       the `interfaceName` MUST be specified and the specified `operationName`  
2152       MUST refer to an operation of the specified interface. If not specified, the  
2153       implementation artifact is assumed to provide the implementation for all  
2154       operations defined within the specified interface.
- 2155     ▪ `artifactType`: This attribute specifies the type of this artifact. The QName  
2156       value of this attribute SHOULD correspond to the QName of an  
2157       `ArtifactType` defined in the same Definitions document or in an imported  
2158       document.

2159 The `artifactType` attribute specifies the artifact type specific content of the  
2160 `ImplementationArtifact` element body and indicates the type of Artifact  
2161 Template referenced by the Implementation Artifact via the `artifactRef`  
2162 attribute.  
2163

- 2164     ▪ `artifactRef`: This OPTIONAL attribute contains a QName that identifies an  
2165       Artifact Template to be used as implementation artifact. This Artifact Template  
2166       can be defined in the same Definitions document or in a separate, imported  
2167       document.  
2168       The type of Artifact Template referenced by the `artifactRef` attribute MUST  
2169       be the same type or a sub-type of the type specified in the `artifactType`  
2170       attribute.  
2171

2172 Note: if no Artifact Template is referenced, the artifact type specific content of the  
2173 `ImplementationArtifact` element alone is assumed to represent the  
2174 actual artifact. For example, a simple script could be defined in place within the  
2175 `ImplementationArtifact` element.

## 2176 9.3 Derivation Rules

2177 The following rules on combining definitions based on `DerivedFrom` apply:

- 2178     • Implementation Artifacts: The set of implementation artifacts of a Relationship Type  
2179       Implementation consists of the set union of implementation artifacts defined by the Relationship



2180 Type Implementation itself and the implementation artifacts defined by any Relationship Type  
 2181 Implementation the Relationship Type Implementation is derived from.  
 2182 An implementation artifact defined by a Node Type Implementation overrides an implementation  
 2183 artifact having the same interface name and operation name of a Relationship Type  
 2184 Implementation the Relationship Type Implementation is derived from.  
 2185 If an implementation artifact defined in a Relationship Type Implementation specifies only an  
 2186 interface name, it substitutes implementation artifacts having the same interface name (with or  
 2187 without an operation name defined) of any Relationship Type Implementation the Relationship  
 2188 Type Implementation is derived from. In this case, the implementation of a complete interface of a  
 2189 Relationship Type is overridden.  
 2190 If an implementation artifact defined in a Relationship Type Implementation neither defines an  
 2191 interface name nor an operation name, it overrides all implementation artifacts of any  
 2192 Relationship Type Implementation the Relationship Type Implementation is derived from. In this  
 2193 case, the complete implementation of a Relationship Type is overridden.

## 2194 9.4 Example

2195 The following example defines the Node Type Implementation “MyDBMSImplementation”. This is an  
 2196 implementation of a Node Type “DBMS”.

```

2197 01 <Definitions id="MyImpls" name="My Implementations"
2198 02   targetNamespace="http://www.example.com/SampleImplementations"
2199 03   xmlns:bn="http://www.example.com/BaseRelationshipTypes"
2200 04   xmlns:ba="http://www.example.com/BaseArtifactTypes"
2201 05   xmlns:sa="http://www.example.com/SampleArtifacts">
2202 06
2203 07   <Import importType="http://docs.oasis-open.org/tosca/ns/2011/12"
2204 08     namespace="http://www.example.com/BaseArtifactTypes"/>
2205 09
2206 10   <Import importType="http://docs.oasis-open.org/tosca/ns/2011/12"
2207 11     namespace="http://www.example.com/BaseRelationshipTypes"/>
2208 12
2209 13   <Import importType="http://docs.oasis-open.org/tosca/ns/2011/12"
2210 14     namespace="http://www.example.com/SampleArtifacts"/>
2211 15
2212 16   <RelationshipTypeImplementation name="MyDBConnectImplementation"
2213 17     relationshipType="bn:DBConnection">
2214 18
2215 19     <ImplementationArtifacts>
2216 20       <ImplementationArtifact interfaceName="ConnectionInterface"
2217 21         operationName="connectTo"
2218 22         artifactType="ba:ScriptArtifact"
2219 23         artifactRef="sa:MyConnectScript">
2220 24       <ImplementationArtifact>
2221 25     </ImplementationArtifacts>
2222 26
2223 27   </RelationshipTypeImplementation>
2224 28
2225 29 </Definitions>

```

2226 The Relationship Type Implementation contains the “MyDBConnectionImpl” implementation artifact,  
 2227 which is an artifact for the “ConnectionInterface” interface that has been defined for the “DBConnection”  
 2228 base Relationship Type. The type of this artifact is a “ScriptArtifact” that has been defined as base Artifact  
 2229 Type. The implementation artifact refers to the “MyConnectScript” Artifact Template that has been defined  
 2230 before.

2231

## 10 Requirement Types

2232 This chapter specifies how *Requirement Types* are defined. A Requirement Type is a reusable entity that  
2233 describes a kind of requirement that a Node Type can declare to expose. For example, a Requirement  
2234 Type for a database connection can be defined and various Node Types (e.g. a Node Type for an  
2235 application) can declare to expose (or “to have”) a requirement for a database connection.

2236 A Requirement Type defines the structure of observable properties via a *Properties Definition*, i.e. the  
2237 names, data types and allowed values the properties defined in *Requirements* of Node Templates of a  
2238 Node Type can have in cases where the Node Type defines a requirement of the respective Requirement  
2239 Type.

2240 A Requirement Type can inherit properties and semantics from another Requirement Type by means of  
2241 the *DerivedFrom* element. Requirement Types might be declared as abstract, meaning that they  
2242 cannot be instantiated. The purpose of such abstract Requirement Types is to provide common  
2243 properties for re-use in specialized, derived Requirement Types. Requirement Types might also be  
2244 declared as final, meaning that they cannot be derived by other Requirement Types.

### 10.1 XML Syntax

2245 The following pseudo schema defines the XML syntax of Requirement Types:

```
2247 01 <RequirementType name="xs:NCName"  
2248 02     targetNamespace="xs:anyURI"?  
2249 03     abstract="yes|no"?  
2250 04     final="yes|no"?  
2251 05     requiredCapabilityType="xs:QName"?>  
2252 06  
2253 07   <Tags>  
2254 08     <Tag name="xs:string" value="xs:string"/> +  
2255 09   </Tags> ?  
2256 10  
2257 11   <DerivedFrom typeRef="xs:QName"/> ?  
2258 12  
2259 13   <PropertiesDefinition element="xs:QName"? type="xs:QName"?/> ?  
2260 14  
2261 15 </RequirementType>
```

### 10.2 Properties

2262 The *RequirementType* element has the following properties:

- 2264 • **name**: This attribute specifies the name or identifier of the Requirement Type, which **MUST** be  
2265 unique within the target namespace.
- 2266 • **targetNamespace**: This **OPTIONAL** attribute specifies the target namespace to which the  
2267 definition of the Requirement Type will be added. If not specified, the Requirement Type definition  
2268 will be added to the target namespace of the enclosing Definitions document.
- 2269 • **abstract**: This **OPTIONAL** attribute specifies that no instances can be created from Node  
2270 Templates of a Node Type that defines a requirement of this Requirement Type.

2271  
2272 As a consequence, a Node Type with a Requirement Definition of an abstract Requirement Type  
2273 **MUST** be declared as abstract as well and a derived Node Type that defines a requirement of a  
2274 type derived from the abstract Requirement Type has to be defined. For example, an abstract  
2275 Node Type “Application” might be defined having a requirement of the abstract type “Container”.  
2276 A derived Node Type “Web Application” can then be defined with a more concrete requirement of  
2277 type “Web Application Container” which can then be used for defining Node Templates that can

2278 be instantiated during the creation of a service according to a Service Template.  
2279  
2280 Note: an abstract Requirement Type MUST NOT be declared as final.

- 2281 • `final`: This OPTIONAL attribute specifies that other Requirement Types MUST NOT be derived  
2282 from this Requirement Type.  
2283  
2284 Note: a final Requirement Type MUST NOT be declared as abstract.
- 2285 • `requiredCapabilityType`; This OPTIONAL attribute specifies the type of capability  
2286 needed to match the defined Requirement Type. The QName value of this attribute refers to the  
2287 QName of a `CapabilityType` element defined in the same Definitions document or in a  
2288 separate, imported document.  
2289  
2290 Note: The following basic match-making for Requirements and Capabilities MUST be supported  
2291 by each TOSCA implementation. Each Requirement is defined by a Requirement Definition,  
2292 which in turn refers to a Requirement Type that specifies the needed Capability Type by means of  
2293 its `requiredCapabilityType` attribute. The value of this attribute is used for basic type-  
2294 based match-making: a Capability matches a Requirement if the Requirement's Requirement  
2295 Type has a `requiredCapabilityType` value that corresponds to the Capability Type of the  
2296 Capability or one of its super-types.  
2297 Any domain-specific match-making semantics (e.g. based on constraints or properties) has to be  
2298 defined in the cause of specifying the corresponding Requirement Types and Capability Types.
- 2299 • `Tags`: This OPTIONAL element allows the definition of any number of tags which can be used by  
2300 the author to describe the Requirement Type. Each tag is defined by a separate, nested `Tag`  
2301 element.  
2302 The `Tag` element has the following properties:
  - 2303 ○ `name`: This attribute specifies the name of the tag.
  - 2304 ○ `value`: This attribute specifies the value of the tag.

2305 Note: The name/value pairs defined in tags have no normative interpretation.

- 2307 • `DerivedFrom`: This is an OPTIONAL reference to another Requirement Type from which this  
2308 Requirement Type derives. See section 10.3 Derivation Rules for details.  
2309 The `DerivedFrom` element has the following properties:
  - 2310 ○ `typeRef`: The QName specifies the Requirement Type from which this Requirement  
2311 Type derives its definitions and semantics.
  - 2312 • `PropertiesDefinition`: This element specifies the structure of the observable properties  
2313 of the Requirement Type, such as its configuration and state, by means of XML schema.  
2314 The `PropertiesDefinition` element has one but not both of the following properties:
    - 2315 ○ `element`: This attribute provides the QName of an XML element defining the structure  
2316 of the Requirement Type Properties.
    - 2317 ○ `type`: This attribute provides the QName of an XML (complex) type defining the  
2318 structure of the Requirement Type Properties.

## 2319 10.3 Derivation Rules

2320 The following rules on combining definitions based on `DerivedFrom` apply:

- 2321 • Requirement Type Properties: It is assumed that the XML element (or type) representing the  
2322 Requirement Type Properties extends the XML element (or type) of the Requirement Type  
2323 Properties of the Requirement Type referenced in the `DerivedFrom` element.

## 2324 10.4 Example

2325 The following example defines the Requirement Type "DatabaseClientEndpoint" that expresses the  
2326 requirement of a client for a database connection. It is defined in a Definitions document  
2327 "MyRequirements" within the target namespace "http://www.example.com/SampleRequirements". Thus,  
2328 by importing the corresponding namespace into another Definitions document, the  
2329 "DatabaseClientEndpoint" Requirement Type is available for use in the other document.

```
2330 01 <Definitions id="MyRequirements" name="My Requirements"  
2331 02   targetNamespace="http://www.example.com/SampleRequirements"  
2332 03   xmlns:br="http://www.example.com/BaseRequirementTypes"  
2333 04   xmlns:mrp="http://www.example.com/SampleRequirementProperties">  
2334 05  
2335 06   <Import importType="http://docs.oasis-open.org/tosca/ns/2011/12"  
2336 07     namespace="http://www.example.com/BaseRequirementTypes"/>  
2337 08  
2338 09   <Import importType="http://www.w3.org/2001/XMLSchema"  
2339 10     namespace="http://www.example.com/SampleRequirementProperties"/>  
2340 11  
2341 12   <RequirementType name="DatabaseClientEndpoint">  
2342 13     <DerivedFrom typeRef="br:ClientEndpoint"/>  
2343 14     <PropertiesDefinition  
2344 15       element="mrp:DatabaseClientEndpointProperties"/>  
2345 16   </RequirementType>  
2346 17  
2347 18 </Definitions>
```

2348 The Requirement Type "DatabaseClientEndpoint" defined in the example above is derived from another  
2349 generic "ClientEndpoint" Requirement Type defined in a separate file by means of the `DerivedFrom`  
2350 element. The definitions in that separate Definitions file are imported by means of the first `Import`  
2351 element and the namespace of those imported definitions is assigned the prefix "br" in the current file.

2352 The "DatabaseClientEndpoint" Requirement Type defines a set of properties through an XML schema  
2353 element definition "DatabaseClientEndpointProperties". For example, those properties might include the  
2354 definition of a port number to be used for client connections. The XML schema definition is stored in a  
2355 separate XSD file that is imported by means of the second `Import` element. The namespace of the XML  
2356 schema definitions is assigned the prefix "mrp" in the current file.

2357

## 11 Capability Types

2358 This chapter specifies how *Capability Types* are defined. A Capability Type is a reusable entity that  
2359 describes a kind of capability that a Node Type can declare to expose. For example, a Capability Type for  
2360 a database server endpoint can be defined and various Node Types (e.g. a Node Type for a database)  
2361 can declare to expose (or to “provide”) the capability of serving as a database server endpoint.

2362 A Capability Type defines the structure of observable properties via a *Properties Definition*, i.e. the  
2363 names, data types and allowed values the properties defined in *Capabilities* of Node Templates of a Node  
2364 Type can have in cases where the Node Type defines a capability of the respective Capability Type.

2365 A Capability Type can inherit properties and semantics from another Capability Type by means of the  
2366 *DerivedFrom* element. Capability Types might be declared as abstract, meaning that they cannot be  
2367 instantiated. The purpose of such abstract Capability Types is to provide common properties for re-use in  
2368 specialized, derived Capability Types. Capability Types might also be declared as final, meaning that they  
2369 cannot be derived by other Capability Types.

### 11.1 XML Syntax

2370 The following pseudo schema defines the XML syntax of Capability Types:

```
2372 01 <CapabilityType name="xs:NCName"  
2373 02         targetNamespace="xs:anyURI"?  
2374 03         abstract="yes|no"?  
2375 04         final="yes|no"?>  
2376 05  
2377 06     <Tags>  
2378 07         <Tag name="xs:string" value="xs:string"/> +  
2379 08     </Tags> ?  
2380 09  
2381 10     <DerivedFrom typeRef="xs:QName"/> ?  
2382 11  
2383 12     <PropertiesDefinition element="xs:QName"? type="xs:QName"?/> ?  
2384 13  
2385 14 </CapabilityType>
```

### 11.2 Properties

2387 The *CapabilityType* element has the following properties:

- 2388 • **name**: This attribute specifies the name or identifier of the Capability Type, which **MUST** be  
2389 unique within the target namespace.
- 2390 • **targetNamespace**: This **OPTIONAL** attribute specifies the target namespace to which the  
2391 definition of the Capability Type will be added. If not specified, the Capability Type definition will  
2392 be added to the target namespace of the enclosing Definitions document.
- 2393 • **abstract**: This **OPTIONAL** attribute specifies that no instances can be created from Node  
2394 Templates of a Node Type that defines a capability of this Capability Type.

2395  
2396 As a consequence, a Node Type with a Capability Definition of an abstract Capability Type **MUST**  
2397 be declared as abstract as well and a derived Node Type that defines a capability of a type  
2398 derived from the abstract Capability Type has to be defined. For example, an abstract Node Type  
2399 “Server” might be defined having a capability of the abstract type “Container”. A derived Node  
2400 Type “Web Server” can then be defined with a more concrete capability of type “Web Application  
2401 Container” which can then be used for defining Node Templates that can be instantiated during  
2402 the creation of a service according to a Service Template.

- 2403
- 2404 Note: an abstract Capability Type MUST NOT be declared as final.
- 2405
- 2406
- 2407
- 2408 Note: a final Capability Type MUST NOT be declared as abstract.
- 2409
- 2410
- 2411
- 2412
- Tags: This OPTIONAL element allows the definition of any number of tags which can be used by the author to describe the Capability Type. Each tag is defined by a separate, nested Tag element.
- The Tag element has the following properties:
- name: This attribute specifies the name of the tag.
  - value: This attribute specifies the value of the tag.
- 2413
- 2414
- 2415
- 2416 Note: The name/value pairs defined in tags have no normative interpretation.
- 2417
- DerivedFrom: This is an OPTIONAL reference to another Capability Type from which this Capability Type derives. See section 11.3 Derivation Rules for details.
- 2418
- 2419
- The DerivedFrom element has the following properties:
- typeRef: The QName specifies the Capability Type from which this Capability Type derives its definitions and semantics.
- 2420
- 2421
- PropertiesDefinition: This element specifies the structure of the observable properties of the Capability Type, such as its configuration and state, by means of XML schema.
- 2422
- 2423
- 2424
- The PropertiesDefinition element has one but not both of the following properties:
- element: This attribute provides the QName of an XML element defining the structure of the Capability Type Properties.
  - type: This attribute provides the QName of an XML (complex) type defining the structure of the Capability Type Properties.
- 2425
- 2426
- 2427
- 2428

## 2429 11.3 Derivation Rules

2430 The following rules on combining definitions based on DerivedFrom apply:

- Capability Type Properties: It is assumed that the XML element (or type) representing the Capability Type Properties extends the XML element (or type) of the Capability Type Properties of the Capability Type referenced in the DerivedFrom element.
- 2431
- 2432
- 2433

## 2434 11.4 Example

2435 The following example defines the Capability Type “DatabaseServerEndpoint” that expresses the

2436 capability of a component to serve database connections. It is defined in a Definitions document

2437 “MyCapabilities” within the target namespace “http://www.example.com/SampleCapabilities”. Thus, by

2438 importing the corresponding namespace into another Definitions document, the

2439 “DatabaseServerEndpoint” Capability Type is available for use in the other document.

```

2440 01 <Definitions id="MyCapabilities" name="My Capabilities"
2441 02   targetNamespace="http://www.example.com/SampleCapabilities"
2442 03   xmlns:bc="http://www.example.com/BaseCapabilityTypes"
2443 04   xmlns:mcp="http://www.example.com/SampleCapabilityProperties">
2444 05
2445 06   <Import importType="http://docs.oasis-open.org/tosca/ns/2011/12"
2446 07           namespace="http://www.example.com/BaseCapabilityTypes"/>
2447 08
2448 09   <Import importType="http://www.w3.org/2001/XMLSchema"
2449 10           namespace="http://www.example.com/SampleCapabilityProperties"/>

```

```
2450 11
2451 12 <CapabilityType name="DatabaseServerEndpoint">
2452 13 <DerivedFrom typeRef="bc:ServerEndpoint"/>
2453 14 <PropertiesDefinition
2454 15 element="mcp:DatabaseServerEndpointProperties"/>
2455 16 </CapabilityType>
2456 17
2457 18 </Definitions>
```

2458 The Capability Type "DatabaseServerEndpoint" defined in the example above is derived from another  
2459 generic "ServerEndpoint" Capability Type defined in a separate file by means of the `DerivedFrom`  
2460 element. The definitions in that separate Definitions file are imported by means of the first `Import`  
2461 element and the namespace of those imported definitions is assigned the prefix "bc" in the current file.

2462 The "DatabaseServerEndpoint" Capability Type defines a set of properties through an XML schema  
2463 element definition "DatabaseServerEndpointProperties". For example, those properties might include the  
2464 definition of a port number where the server listens for client connections, or credentials to be used by  
2465 clients. The XML schema definition is stored in a separate XSD file that is imported by means of the  
2466 second `Import` element. The namespace of the XML schema definitions is assigned the prefix "mcp"  
2467 in the current file.

2468

## 12 Artifact Types

2469 This chapter specifies how *Artifact Types* are defined. An Artifact Type is a reusable entity that defines  
2470 the type of one or more Artifact Templates which in turn serve as deployment artifacts for Node  
2471 Templates or implementation artifacts for Node Type and Relationship Type interface operations. For  
2472 example, an Artifact Type “WAR File” might be defined for describing web application archive files. Based  
2473 on this Artifact Type, one or more Artifact Templates representing concrete WAR files can be defined and  
2474 referenced as deployment or implementation artifacts.

2475 An Artifact Type can define the structure of observable properties via a *Properties Definition*, i.e. the  
2476 names, data types and allowed values the properties defined in Artifact Templates using an Artifact Type  
2477 or instances of such Artifact Templates can have. Note that properties defined by an Artifact Type are  
2478 assumed to be invariant across the contexts in which corresponding artifacts are used – as opposed to  
2479 properties that can vary depending on the context. As an example of such an invariant property, an  
2480 Artifact Type for a WAR file could define a “signature” property that can hold a hash for validating the  
2481 actual artifact proper. In contrast, the path where the web application contained in the WAR file gets  
2482 deployed can vary for each place where the WAR file is used.

2483 An Artifact Type can inherit definitions and semantics from another Artifact Type by means of the  
2484 *DerivedFrom* element. Artifact Types can be declared as abstract, meaning that they cannot be  
2485 instantiated. The purpose of such abstract Artifact Types is to provide common properties for re-use in  
2486 specialized, derived Artifact Types. Artifact Types can also be declared as final, meaning that they cannot  
2487 be derived by other Artifact Types.

2488

### 12.1 XML Syntax

2489 The following pseudo schema defines the XML syntax of Artifact Types:

```
2490 01 <ArtifactType name="xs:NCName"  
2491 02     targetNamespace="xs:anyURI"?  
2492 03     abstract="yes|no"?  
2493 04     final="yes|no"?>  
2494 05  
2495 06   <Tags>  
2496 07     <Tag name="xs:string" value="xs:string"/> +  
2497 08   </Tags> ?  
2498 09  
2499 10   <DerivedFrom typeRef="xs:QName"/> ?  
2500 11  
2501 12   <PropertiesDefinition element="xs:QName"? type="xs:QName"?/> ?  
2502 13  
2503 14 </ArtifactType>
```

2504

### 12.2 Properties

2505 The *ArtifactType* element has the following properties:

- 2506 • **name**: This attribute specifies the name or identifier of the Artifact Type, which **MUST** be unique  
2507 within the target namespace.
- 2508 • **targetNamespace**: This **OPTIONAL** attribute specifies the target namespace to which the  
2509 definition of the Artifact Type will be added. If not specified, the Artifact Type definition will be  
2510 added to the target namespace of the enclosing Definitions document.
- 2511 • **abstract**: This **OPTIONAL** attribute specifies that no instances can be created from Artifact  
2512 Templates of that abstract Artifact Type, i.e. the respective artifacts cannot be used directly as  
2513 deployment or implementation artifact in any context.  
2514



2515 As a consequence, an Artifact Template of an abstract Artifact Type MUST be replaced by an  
2516 artifact of a derived Artifact Type at the latest during deployment of the element that uses the  
2517 artifact (i.e. a Node Template or Relationship Template).

2518  
2519 Note: an abstract Artifact Type MUST NOT be declared as final.

- 2520 • `final`: This OPTIONAL attribute specifies that other Artifact Types MUST NOT be derived from  
2521 this Artifact Type.

2522  
2523 Note: a final Artifact Type MUST NOT be declared as abstract.

- 2524 • `Tags`: This OPTIONAL element allows the definition of any number of tags which can be used by  
2525 the author to describe the Artifact Type. Each tag is defined by a separate, nested `Tag` element.  
2526 The `Tag` element has the following properties:

- 2527 ○ `name`: This attribute specifies the name of the tag.
- 2528 ○ `value`: This attribute specifies the value of the tag.

2529  
2530 Note: The name/value pairs defined in tags have no normative interpretation.

- 2531 • `DerivedFrom`: This is an OPTIONAL reference to another Artifact Type from which this Artifact  
2532 Type derives. See section 12.3 Derivation Rules for details.

2533 The `DerivedFrom` element has the following properties:

- 2534 ○ `typeRef`: The QName specifies the Artifact Type from which this Artifact Type derives  
2535 its definitions and semantics.

- 2536 • `PropertiesDefinition`: This element specifies the structure of the observable properties  
2537 of the Artifact Type, such as its configuration and state, by means of XML schema.

2538 The `PropertiesDefinition` element has one but not both of the following properties:

- 2539 ○ `element`: This attribute provides the QName of an XML element defining the structure  
2540 of the Artifact Type Properties.
- 2541 ○ `type`: This attribute provides the QName of an XML (complex) type defining the  
2542 structure of the Artifact Type Properties.

## 2543 12.3 Derivation Rules

2544 The following rules on combining definitions based on `DerivedFrom` apply:

- 2545 • `Artifact Type Properties`: It is assumed that the XML element (or type) representing the Artifact  
2546 Type Properties extends the XML element (or type) of the Artifact Type Properties of the Artifact  
2547 Type referenced in the `DerivedFrom` element.

## 2548 12.4 Example

2549 The following example defines the Artifact Type “RPM Package” that can be used for describing RPM  
2550 packages as deployable artifacts on various Linux distributions. It is defined in a Definitions document  
2551 “MyArtifacts” within the target namespace “<http://www.example.com/SampleArtifacts>”. Thus, by importing  
2552 the corresponding namespace into another Definitions document, the “RPM Package” Artifact Type is  
2553 available for use in the other document.

```
2554 01 <Definitions id="MyArtifacts" name="My Artifacts"  
2555 02   targetNamespace="http://www.example.com/SampleArtifacts"  
2556 03   xmlns:ba="http://www.example.com/BaseArtifactTypes"  
2557 04   xmlns:map="http://www.example.com/SampleArtifactProperties">  
2558 05  
2559 06   <Import importType="http://docs.oasis-open.org/tosca/ns/2011/12"  
2560 07     namespace="http://www.example.com/BaseArtifactTypes"/>  
2561 08
```

```
2562 09 <Import importType="http://www.w3.org/2001/XMLSchema"
2563 10     namespace="http://www.example.com/SampleArtifactProperties"/>
2564 11
2565 12 <ArtifactType name="RPMPackage">
2566 13     <DerivedFrom typeRef="ba:OSPackage"/>
2567 14     <PropertiesDefinition element="map:RPMPackageProperties"/>
2568 15 </ArtifactType>
2569 16
2570 17 </Definitions>
```

2571 The Artifact Type “RPMPackage” defined in the example above is derived from another generic  
2572 “OSPackage” Artifact Type defined in a separate file by means of the `DerivedFrom` element. The  
2573 definitions in that separate Definitions file are imported by means of the first `Import` element and the  
2574 namespace of those imported definitions is assigned the prefix “ba” in the current file.

2575 The “RPMPackage” Artifact Type defines a set of properties through an XML schema element definition  
2576 “RPMPackageProperties”. For example, those properties might include the definition of the name or  
2577 names of one or more RPM packages. The XML schema definition is stored in a separate XSD file that is  
2578 imported by means of the second `Import` element. The namespace of the XML schema definitions is  
2579 assigned the prefix “map” in the current file.

## 2580 13 Artifact Templates

2581 This chapter specifies how *Artifact Templates* are defined. An Artifact Template represents an artifact that  
2582 can be referenced from other objects in a Service Template as a deployment artifact or implementation  
2583 artifact. For example, from Node Types or Node Templates, an Artifact Template for some software  
2584 installable could be referenced as a deployment artifact for materializing a specific software component.  
2585 As another example, from within interface definitions of Node Types or Relationship Types, an Artifact  
2586 Template for a WAR file could be referenced as implementation artifact for a REST operation.

2587 An Artifact Template refers to a specific Artifact Type that defines the structure of observable properties  
2588 (metadata) or the artifact. The Artifact Template then typically defines values for those properties inside  
2589 the `Properties` element. Note that properties defined by an Artifact Type are assumed to be invariant  
2590 across the contexts in which corresponding artifacts are used – as opposed to properties that can vary  
2591 depending on the context.

2592 Furthermore, an Artifact Template typically provides one or more references to the actual artifact itself  
2593 that can be contained as a file in the CSAR (see section 3.7 and section 14) containing the overall  
2594 Service Template or that can be available at a remote location such as an FTP server.

### 2595 13.1 XML Syntax

2596 The following pseudo schema defines the XML syntax of Artifact Templates:

```
2597 01 <ArtifactTemplate id="xs:ID" name="xs:string"? type="xs:QName">
2598 02
2599 03   <Properties>
2600 04     XML fragment
2601 05   </Properties> ?
2602 06
2603 07   <PropertyConstraints>
2604 08     <PropertyConstraint property="xs:string"
2605 09       constraintType="xs:anyURI"> +
2606 10       constraint ?
2607 11     </PropertyConstraint>
2608 12   </PropertyConstraints> ?
2609 13
2610 14   <ArtifactReferences>
2611 15     <ArtifactReference reference="xs:anyURI">
2612 16       (
2613 17         <Include pattern="xs:string"/>
2614 18         |
2615 19         <Exclude pattern="xs:string"/>
2616 20       ) *
2617 21     </ArtifactReference> +
2618 22   </ArtifactReferences> ?
2619 23
2620 24 </ArtifactTemplate>
```

### 2621 13.2 Properties

2622 The `ArtifactTemplate` element has the following properties:

- 2623 • `id`: This attribute specifies the identifier of the Artifact Template. The identifier of the Artifact  
2624 Template MUST be unique within the target namespace.
- 2625 • `name`: This OPTIONAL attribute specifies the name of the Artifact Template.

- 2626
- 2627
- 2628
- 2629
- 2630
- 2631
- 2632
- 2633
- `type`: The QName value of this attribute refers to the Artifact Type providing the type of the Artifact Template.
- Note: If the Artifact Type referenced by the `type` attribute of an Artifact Template is declared as abstract, no instances of the specific Artifact Template can be created, i.e. the artifact cannot be used directly as deployment or implementation artifact. Instead, a substitution of the Artifact Template with one having a specialized, derived Artifact Type has to be done at the latest during the instantiation time of a Service Template.
- 2634
- 2635
- 2636
- 2637
- 2638
- 2639
- 2640
- 2641
- `Properties`: This OPTIONAL element specifies the invariant properties of the Artifact Template, i.e. those properties that will be commonly used across different contexts in which the Artifact Template is used.
- The initial values are specified by providing an instance document of the XML schema of the corresponding Artifact Type Properties. This instance document considers the inheritance structure deduced by the `DerivedFrom` property of the Artifact Type referenced by the `type` attribute of the Artifact Template.
- 2642
- 2643
- 2644
- 2645
- 2646
- `PropertyConstraints`: This OPTIONAL element specifies constraints on the use of one or more of the Artifact Type Properties of the Artifact Type providing the property definitions for the Artifact Template. Each constraint is specified by means of a separate nested `PropertyConstraint` element.
- The `PropertyConstraint` element has the following properties:
- `property`: The string value of this property is an XPath expression pointing to the property within the Artifact Type Properties document that is constrained within the context of the Artifact Template. More than one constraint MUST NOT be defined for each property.
  - `constraintType`: The constraint type is specified by means of a URI, which defines both the semantic meaning of the constraint as well as the format of the content.
- For example, a constraint type of `http://www.example.com/PropertyConstraints/unique` could denote that the reference property of the Artifact Template under definition has to be unique within a certain scope. The constraint type specific content of the respective `PropertyConstraint` element could then define the actual scope in which uniqueness has to be ensured in more detail.
- 2651
- 2652
- 2653
- 2654
- 2655
- 2656
- 2657
- 2658
- `ArtifactReferences`: This OPTIONAL element contains one or more references to the actual artifact proper, each represented by a separate `ArtifactReference` element.
- The `ArtifactReference` element has the following properties:
- `reference`: This attribute contains a URI pointing to an actual artifact. If this URI is a relative URI, it is interpreted relative to the root directory of the CSAR containing the Service Template (see also sections 3.7 and 14).
  - `Include`: This OPTIONAL element can be used to define a pattern of files that are to be included in the artifact reference in case the reference points to a complete directory. The `Include` element has the following properties:
    - `pattern`: This attribute contains a pattern definition for files that are to be included in the overall artifact reference. For example, a pattern of `"*.py"` would include all python scripts contained in a directory.
  - `Exclude`: This OPTIONAL element can be used to define a pattern of files that are to be excluded from the artifact reference in case the reference points to a complete directory. The `Exclude` element has the following properties:

- 2675
- 2676
- 2677
- `pattern`: This attribute contains a pattern definition for files that are to be excluded in the overall artifact reference. For example, a pattern of `"* .sh"` would exclude all bash scripts contained in a directory.

### 2678 13.3 Example

2679 The following example defines the Artifact Template "MyInstallable" that points to a zip file containing  
2680 some software installable. It is defined in a Definitions document "MyArtifacts" within the target  
2681 namespace "http://www.example.com/SampleArtifacts". The Artifact Template can be used in the same  
2682 document, for example as a deployment artifact for some Node Template representing a software  
2683 component, or it can be used in other Definitions documents by importing the corresponding namespace  
2684 into another document.

```
2685 01 <Definitions id="MyArtifacts" name="My Artifacts"  
2686 02   targetNamespace="http://www.example.com/SampleArtifacts"  
2687 03   xmlns:ba="http://www.example.com/BaseArtifactTypes">  
2688 04  
2689 05   <Import importType="http://docs.oasis-open.org/tosca/ns/2011/12"  
2690 06     namespace="http://www.example.com/BaseArtifactTypes"/>  
2691 07  
2692 08   <ArtifactTemplate id="MyInstallable"  
2693 09     name="My installable"  
2694 10     type="ba:ZipFile">  
2695 11     <ArtifactReferences>  
2696 12       <ArtifactReference reference="files/MyInstallable.zip"/>  
2697 13     </ArtifactReferences>  
2698 14   </ArtifactTemplate>  
2699 15  
2700 16 </Definitions>
```

2701 The Artifact Template "MyInstallable" defined in the example above is of type "ZipFile" that is specified in  
2702 the `type` attribute of the `ArtifactTemplate` element. This Artifact Type is defined in a separate file,  
2703 the definitions of which are imported by means of the `Import` element and the namespace of those  
2704 imported definitions is assigned the prefix "ba" in the current file.

2705 The "MyInstallable" Artifact Template provides a reference to a file "MyInstallable.zip" by means of the  
2706 `ArtifactReference` element. Since the URI provided in the `reference` attribute is a relative URI,  
2707 it is interpreted relative to the root directory of the CSAR containing the Service Template.

## 2708 14 Policy Types

2709 This chapter specifies how *Policy Types* are defined. A Policy Type is a reusable entity that describes a  
2710 kind of non-functional behavior or a kind of quality-of-service (QoS) that a Node Type can declare to  
2711 expose. For example, a Policy Type can be defined to express high availability for specific Node Types  
2712 (e.g. a Node Type for an application server).

2713 A Policy Type defines the structure of observable properties via a Properties Definition, i.e. the names,  
2714 data types and allowed values the properties defined in a corresponding Policy Template can have.

2715 A Policy Type can inherit properties from another Policy Type by means of the `DerivedFrom` element.

2716 A Policy Type declares the set of Node Types it specifies non-functional behavior for via the `AppliesTo`  
2717 element. Note that being “applicable to” does not enforce implementation: i.e. in case a Policy Type  
2718 expressing high availability is associated with a “Webserver” Node Type, an instance of the Webserver is  
2719 not necessarily highly available. Whether or not an instance of a Node Type to which a Policy Type is  
2720 applicable will show the specified non-functional behavior, is determined by a Node Template of the  
2721 corresponding Node Type.

### 2722 14.1 XML Syntax

2723 The following pseudo schema defines the XML syntax of Policy Types:

```
2724 01 <PolicyType name="xs:NCName"  
2725 02     policyLanguage="xs:anyURI"?  
2726 03     abstract="yes|no"?  
2727 04     final="yes|no"?  
2728 05     targetNamespace="xs:anyURI"?>  
2729 06   <Tags>  
2730 07     <Tag name="xs:string" value="xs:string"/> +  
2731 08   </Tags> ?  
2732 09  
2733 10   <DerivedFrom typeRef="xs:QName"/> ?  
2734 11  
2735 12   <PropertiesDefinition element="xs:QName"? type="xs:QName"?/> ?  
2736 13  
2737 14   <AppliesTo>  
2738 15     <NodeTypeReference typeRef="xs:QName"/> +  
2739 16   </AppliesTo> ?  
2740 17  
2741 18   policy type specific content ?  
2742 19  
2743 20 </PolicyType>
```

### 2744 14.2 Properties

2745 The `PolicyType` element has the following properties:

- 2746 • `name`: This attribute specifies the name or identifier of the Policy Type, which **MUST** be unique  
2747 within the target namespace.
- 2748 • `targetNamespace`: This **OPTIONAL** attribute specifies the target namespace to which the  
2749 definition of the Policy Type will be added. If not specified, the Policy Type definition will be added  
2750 to the target namespace of the enclosing Definitions document.
- 2751 • `policyLanguage`: This **OPTIONAL** attribute specifies the language used to specify the details  
2752 of the Policy Type. These details can be defined as policy type specific content of the `PolicyType`  
2753 element.

- 2754 • **abstract**: This OPTIONAL attribute specifies that no instances can be created from Policy  
2755 Templates of that abstract Policy Type, i.e. the respective policies cannot be used directly during  
2756 the instantiation of a Service Template.  
2757
- 2758 As a consequence, a Policy Template of an abstract Policy Type MUST be replaced by a policy  
2759 of a derived Policy Type at the latest during deployment of the element that policy is attached to.
- 2760 • **final**: This OPTIONAL attribute specifies that other Policy Types MUST NOT be derived from  
2761 this Policy Type.  
2762
- 2763 Note: a final Policy Type MUST NOT be declared as abstract.
- 2764 • **Tags**: This OPTIONAL element allows the definition of any number of tags which can be used by  
2765 the author to describe the Policy Type. Each tag is defined by a separate, nested `Tag` element.  
2766 The `Tag` element has the following properties:
  - 2767 ○ **name**: This attribute specifies the name of the tag.
  - 2768 ○ **value**: This attribute specifies the value of the tag.  
2769
- 2770 Note: The name/value pairs defined in tags have no normative interpretation.
- 2771 • **DerivedFrom**: This is an OPTIONAL reference to another Policy Type from which this Policy  
2772 Type derives. See section 14.3 Derivation Rules for details.  
2773 The `DerivedFrom` element has the following properties:
  - 2774 ○ **typeRef**: The QName specifies the Policy Type from which this Policy Type derives its  
2775 definitions from.
- 2776 • **PropertiesDefinition**: This element specifies the structure of the observable properties  
2777 of the Policy Type by means of XML schema.  
2778 The `PropertiesDefinition` element has one but not both of the following properties:
  - 2779 ○ **element**: This attribute provides the QName of an XML element defining the structure  
2780 of the Policy Type Properties.
  - 2781 ○ **type**: This attribute provides the QName of an XML (complex) type defining the  
2782 structure of the Policy Type Properties.
- 2783 • **AppliesTo**: This OPTIONAL element specifies the set of Node Types the Policy Type is  
2784 applicable to, each defined as a separate, nested `NodeTypeReference` element.  
2785 The `NodeTypeReference` element has the following property:
  - 2786 ○ **typeRef**: The attribute provides the QName of a Node Type to which the Policy Type  
2787 applies.

## 2788 14.3 Derivation Rules

2789 The following rules on combining definitions based on `DerivedFrom` apply:

- 2790 • **Properties Definitions**: It is assumed that the XML element (or type) representing the Policy Type  
2791 Properties Definitions extends the XML element (or type) of the Policy Type Properties Definitions  
2792 of the Policy Type referenced in the `DerivedFrom` element.
- 2793 • **Applies To**: The set of Node Types the Policy Type is applicable to consist of the set union of  
2794 Node Types derived from and Node Types explicitly referenced by the Policy Type by means of  
2795 its `AppliesTo` element.
- 2796 • **Policy Language**: A Policy Type MUST define the same policy language as the Policy Type it  
2797 derives from. In case the Policy Type used as basis for derivation has no `policyLanguage`  
2798 attribute defined, the deriving Policy Type can define any appropriate policy language.

## 2799 14.4 Example

2800 The following example defines two Policy Types, the “HighAvailability” Policy Type and the  
2801 “ContinuousAvailability” Policy Type. They are defined in a Definitions document “MyPolicyTypes” within  
2802 the target namespace “http://www.example.com/SamplePolicyTypes”. Thus, by importing the  
2803 corresponding namespace into another Definitions document, both Policy Types are available for use in  
2804 the other document.

```
2805 01 <Definitions id="MyPolicyTypes" name="My Policy Types"  
2806 02   targetNamespace="http://www.example.com/SamplePolicyTypes"  
2807 03   xmlns:bnt="http://www.example.com/BaseNodeTypes">  
2808 04   xmlns:spp="http://www.example.com/SamplePolicyProperties">  
2809 05  
2810 06   <Import importType="http://www.w3.org/2001/XMLSchema"  
2811 07     namespace="http://www.example.com/SamplePolicyProperties"/>  
2812 08  
2813 09   <Import importType="http://docs.oasis-open.org/tosca/ns/2011/12"  
2814 10     namespace="http://www.example.com/BaseNodeTypes"/>  
2815 11  
2816 12  
2817 13   <PolicyType name="HighAvailability">  
2818 14     <PropertiesDefinition element="spp:HAProperties"/>  
2819 15   </PolicyType>  
2820 16  
2821 17   <PolicyType name="ContinuousAvailability">  
2822 18     <DerivedFrom typeRef="HighAvailability"/>  
2823 19     <PropertiesDefinition element="spp:CAProperties"/>  
2824 20     <AppliesTo>  
2825 21       <NodeTypeReference typeRef="bnt:DBMS"/>  
2826 22     </AppliesTo>  
2827 23   </PolicyType>  
2828 24  
2829 25 </Definitions>
```

2830 The Policy Type “HighAvailability” defined in the example above has the “HAProperties” properties that  
2831 are defined in a separate namespace as an XML element. The same namespace contains the  
2832 “CAProperties” element that defines the properties of the “ContinuousAvailability” Policy Type. This  
2833 namespace is imported by means of the first `Import` element and the namespace of those imported  
2834 definitions is assigned the prefix “spp” in the current file.

2835 The “ContinuousAvailability” Policy Type is derived from the “HighAvailability” Policy Type. Furthermore, it  
2836 is applicable to the “DBMS” Node Type. This Node Type is defined in a separate namespace, which is  
2837 imported by means of the second `Import` element and the namespace of those imported definitions is  
2838 assigned the prefix “bnt” in the current file.



2839

## 15 Policy Templates

2840 This chapter specifies how *Policy Templates* are defined. A Policy Template represents a particular non-  
2841 functional behavior or quality-of-service that can be referenced by a Node Template. A Policy Template  
2842 refers to a specific Policy Type that defines the structure of observable properties (metadata) of the non-  
2843 functional behavior. The Policy Template then typically defines values for those properties inside the  
2844 *Properties* element. Note that properties defined by a Policy Template are assumed to be invariant  
2845 across the contexts in which corresponding behavior is exposed – as opposed to properties defined in  
2846 Policies of Node Templates that may vary depending on the context.

2847

### 15.1 XML Syntax

2848 The following pseudo schema defines the XML syntax of Policy Templates:

```
2849 01 <PolicyTemplate id="xs:ID" name="xs:string"? type="xs:QName">  
2850 02  
2851 03   <Properties>  
2852 04     XML fragment  
2853 05   </Properties> ?  
2854 06  
2855 07   <PropertyConstraints>  
2856 08     <PropertyConstraint property="xs:string"  
2857 09       constraintType="xs:anyURI"> +  
2858 10       constraint ?  
2859 11     </PropertyConstraint>  
2860 12   </PropertyConstraints> ?  
2861 13  
2862 14   policy type specific content ?  
2863 15  
2864 16 </PolicyTemplate>
```

2865

### 15.2 Properties

2866 The `PolicyTemplate` element has the following properties:

- 2867 • `id`: This attribute specifies the identifier of the Policy Template which **MUST** be unique within the  
2868 target namespace.
- 2869 • `name`: This **OPTIONAL** attribute specifies the name of the Policy Template.
- 2870 • `type`: The QName value of this attribute refers to the Policy Type providing the type of the Policy  
2871 Template.
- 2872 • `Properties`: This **OPTIONAL** element specifies the invariant properties of the Policy  
2873 Template, i.e. those properties that will be commonly used across different contexts in which the  
2874 Policy Template is used.

2875

2876 The initial values are specified by providing an instance document of the XML schema of the  
2877 corresponding Policy Type Properties. This instance document considers the inheritance  
2878 structure deduced by the `DerivedFrom` property of the Policy Type referenced by the `type`  
2879 attribute of the Policy Template.

- 2880 • `PropertyConstraints`: This **OPTIONAL** element specifies constraints on the use of one or  
2881 more of the Policy Type Properties of the Policy Type providing the property definitions for the  
2882 Policy Template. Each constraint is specified by means of a separate nested  
2883 `PropertyConstraint` element.

2884 The `PropertyConstraint` element has the following properties:

- 2885           o `property`: The string value of this property is an XPath expression pointing to the  
2886           property within the Policy Type Properties document that is constrained within the context  
2887           of the Policy Template. More than one constraint MUST NOT be defined for each  
2888           property.
- 2889           o `constraintType`: The constraint type is specified by means of a URI, which defines  
2890           both the semantic meaning of the constraint as well as the format of the content.

## 2891 15.3 Example

2892 The following example defines a Policy Template “MyHAPolicy”. It is defined in a Definitions document  
2893 “MyPolicies” within the target namespace “http://www.example.com/SamplePolicies”. The Policy  
2894 Template can be used in the same Definitions document, for example, as a Policy of some Node  
2895 Template, or it can be used in other document by importing the corresponding namespace into the other  
2896 document.

```
2897 01 <Definitions id="MyPolicies" name="My Policies"  
2898 02   targetNamespace="http://www.example.com/SamplePolicies"  
2899 03   xmlns:spt="http://www.example.com/SamplePolicyTypes">  
2900 04  
2901 05   <Import importType="http://docs.oasis-open.org/tosca/ns/2011/12"  
2902 06     namespace="http://www.example.com/SamplePolicyTypes"/>  
2903 07  
2904 08   <PolicyTemplate id="MyHAPolicy"  
2905 09     name="My High Availability Policy"  
2906 10     type="bpt:HighAvailability">  
2907 11     <Properties>  
2908 12       <HAProperties>  
2909 13         <AvailabilityClass>4</AvailabilityClass>  
2910 14         <HeartbeatFrequency measuredIn="msec">  
2911 15           250  
2912 16         </HeartbeatFrequency>  
2913 17       </HAProperties>  
2914 18     </Properties>  
2915 19   </PolicyTemplate>  
2916 20  
2917 21 </Definitions>
```

2918 The Policy Template “MyHAPolicy” defined in the example above is of type “HighAvailability” that is  
2919 specified in the `type` attribute of the `PolicyTemplate` element. This Policy Type is defined in a  
2920 separate file, the definitions of which are imported by means of the `Import` element and the namespace  
2921 of those imported definitions is assigned the prefix “spt” in the current file.

2922 The “MyHAPolicy” Policy Template provides values for the properties defined by the Properties Definition  
2923 of the “HighAvailability” Policy Type. The `AvailabilityClass` property is set to “4”. The value of the  
2924 `HeartbeatFrequency` is “250”, measured in “msec”.

2925

---

## 2926 16 Cloud Service Archive (CSAR)

2927 This section defines the metadata of a cloud service archive as well as its overall structure.

### 2928 16.1 Overall Structure of a CSAR

2929 A CSAR is a zip file containing at least two directories, the *TOSCA-Metadata* directory and the *Definitions*  
2930 directory. Beyond that, other directories MAY be contained in a CSAR, i.e. the creator of a CSAR has all  
2931 freedom to define the content of a CSAR and the structuring of this content as appropriate for the cloud  
2932 application.

2933 The TOSCA-Metadata directory contains metadata describing the other content of the CSAR. This  
2934 metadata is referred to as *TOSCA meta file*. This file is named `TOSCA` and has the file extension `.meta`.

2935 The Definitions directory contains one or more TOSCA Definitions documents (file extension `.tosca`).  
2936 These Definitions files typically contain definitions related to the cloud application of the CSAR. In  
2937 addition, CSARs can contain just the definition of elements for re-use in other contexts. For example, a  
2938 CSAR might be used to package a set of Node Types and Relationship Types with their respective  
2939 implementations that can then be used by Service Templates provided in other CSARs. In cases where a  
2940 complete cloud application is packaged in a CSAR, one of the Definitions documents in the Definitions  
2941 directory MUST contain a Service Template definition that defines the structure and behavior of the cloud  
2942 application.

### 2943 16.2 TOSCA Meta File

2944 The TOSCA meta file includes metadata that allows interpreting the various artifacts within the CSAR  
2945 properly. The `TOSCA.meta` file is contained in the `TOSCA-Metadata` directory of the CSAR.

2946 A TOSCA meta file consists of name/value pairs. The name-part of a name/value pair is followed by a  
2947 colon, followed by a blank, followed by the value-part of the name/value pair. The name MUST NOT  
2948 contain a colon. Values that represent binary data MUST be base64 encoded. Values that extend beyond  
2949 one line can be spread over multiple lines if each subsequent line starts with at least one space. Such  
2950 spaces are then collapsed when the value string is read.

```
2951 01 <name>: <value>
```

2952 Each name/value pair is in a separate line. A list of related name/value pairs, i.e. a list of consecutive  
2953 name/value pairs describing a particular file in a CSAR, is called a *block*. Blocks are separated by an  
2954 empty line. The first block, called *block\_0*, is metadata about the CSAR itself. All other blocks represent  
2955 metadata of files in the CSAR.

2956 The structure of `block_0` in the TOSCA meta file is as follows:

```
2957 01 TOSCA-Meta-File-Version: digit.digit  
2958 02 CSAR-Version: digit.digit  
2959 03 Created-By: string  
2960 04 Entry-Definitions: string ?
```

2961 The name/value pairs are as follows:

- 2962 • `TOSCA-Meta-File-Version`: This is the version number of the TOSCA meta file format.  
2963 The value MUST be “1.0” in the current version of the TOSCA specification.
- 2964 • `CSAR-Version`: This is the version number of the CSAR specification. The value MUST be  
2965 “1.0” in the current version of the TOSCA specification.
- 2966 • `Created-By`: The person or vendor, respectively, who created the CSAR.

- 2967
- `Entry-Definitions`: This OPTIONAL name/value pair references a TOSCA Definitions file from the Definitions directory of the CSAR that SHOULD be used as entry point for processing the contents of the CSAR.
- 2968
- 2969
- 2970
- 2971
- 2972
- 2973
- 2974
- 2975
- Note, that a CSAR may contain multiple Definitions files. One reason for this is completeness, e.g. a Service Template defined in one of the Definitions files could refer to Node Types defined in another Definitions file that might be included in the Definitions directory to avoid importing it from external locations. The `Entry-Definitions` name/value pair is a hint to allow optimized processing of the set of files in the Definitions directory.

2976

2977

2978

2979

2980

The first line of a block (other than `block_0`) MUST be a name/value pair that has the name “Name” and the value of which is the path-name of the file described. The second line MUST be a name/value pair that has the name “Content-Type” describing the type of the file described; the format is that of a MIME type with type/subtype structure. The other name/value pairs that consecutively follow are file-type specific.

```
2981 01 Name: <path-name_1>
2982 02 Content-Type: type_1/subtype_1
2983 03 <name_11>: <value_11>
2984 04 <name_12>: <value_12>
2985 05 ...
2986 06 <name_1n>: <value_1n>
2987 07
2988 08 ...
2989 09
2990 10 Name: <path-name_k>
2991 11 Content-Type: type_k/subtype_k
2992 12 <name_k1>: <value_k1>
2993 13 <name_k2>: <value_k2>
2994 14 ...
2995 15 <name_km>: <value_km>
```

2996

The name/value pairs are as follows:

- 2997
- `Name`: The pathname or pathname pattern of the file(s) or resources described within the actual CSAR.
- 2998
- 2999
- 3000
- 3001
- 3002
- 3003
- Note, that the file located at this location MAY basically contain a reference to an external file. Such a reference is given by a URI that is of one of the URL schemes “file”, “http”, or “https”.
- `Content-Type`: The type of the file described. This type is a MIME type complying with the type/subtype structure. Vendor defined subtypes SHOULD start as usual with the string “vnd.”.

3004

3005

Note that later directives override earlier directives. This allows for specifying global default directives that can be specialized by later directorives in the TOSCA meta file.

## 3006 16.3 Example

3007

3008

3009

3010

3011

3012

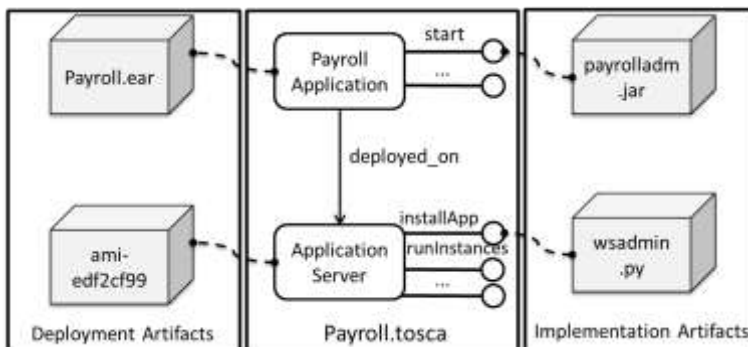
3013

3014

3015

Figure 7 depicts a sample Definitions file named `Payroll.tosca` containing a Service Template of an application. The application is a payroll application written in Java that MUST be deployed on a proper application server. The Service Template of the application defines the Node Template `Payroll Application`, the Node Template `Application Server`, as well as the Relationship Template `deployed_on`. The `Payroll Application` is associated with an EAR file (named `Payroll.ear`) which is provided as corresponding Deployment Artifact of the `Payroll Application` Node Template. An Amazon Machine Image (AMI) is the Deployment Artifact of the `Application Server` Node Template; this Deployment Artifact is a reference to the image in the Amazon EC2 environment. The Implementation Artifacts of some operations of the Node Templates are

3016 provided too; for example, the start operation of the Payroll Application is implemented by a  
 3017 Java API supported by the payrolladm.jar file, the installApp operation of the Application  
 3018 Server is realized by the Python script wsadmin.py, while the runInstances operation is a REST  
 3019 API available at Amazon for running instances of an AMI. Note, that the runInstances operation is  
 3020 not related to a particular implementation artifact because it is available as an Amazon Web Service  
 3021 (<https://ec2.amazonaws.com/?Action=RunInstances>); but the details of this REST API are specified with  
 3022 the operation of the Application Server Node Type.



3023  
 3024 Figure 7: Sample Service Template

3025 The corresponding Node Types and Relationship Types have been defined in the  
 3026 PayrollTypes.tosca document, which is imported by the Definitions document containing the  
 3027 Payroll Service Template. The following listing provides some of the details:

```

3028 01 <Definitions id="PayrollDefinitions"
3029 02     targetNamespace="http://www.example.com/tosca"
3030 03     xmlns:pay="http://www.example.com/tosca/Types">
3031 04
3032 05     <Import namespace="http://www.example.com/tosca/Types"
3033 06         location="http://www.example.com/tosca/Types/PayrollTypes.tosca"
3034 07         importType=" http://docs.oasis-open.org/tosca/ns/2011/12"/>
3035 08
3036 09     <Types>
3037 10         ...
3038 11     </Types>
3039 12
3040 13     <ServiceTemplate id="Payroll" name="Payroll Service Template">
3041 14
3042 15         <TopologyTemplate ID="PayrollTemplate">
3043 16
3044 17             <NodeTemplate id="Payroll Application"
3045 18                 type="pay:ApplicationNodeType">
3046 19                 ...
3047 20
3048 21                 <DeploymentArtifacts>
3049 22                     <DeploymentArtifact name="PayrollEAR"
3050 23                         type="http://www.example.com/
3051 24                             ns/tosca/2011/12/
3052 25                             DeploymentArtifactTypes/CSARref">
3053 26                         EARs/Payroll.ear
3054 27                     </DeploymentArtifact>
3055 28                 </DeploymentArtifacts>
3056 29
3057 30             </NodeTemplate>
3058 31
3059 32             <NodeTemplate id="Application Server"
3060 33                 type="pay:ApplicationServerNodeType">

```

```

3061 34      ...
3062 35
3063 36      <DeploymentArtifacts>
3064 37          <DeploymentArtifact name="ApplicationServerImage"
3065 38              type="http://www.example.com/
3066 39                  ns/tosca/2011/12/
3067 40                      DeploymentArtifactTypes/AMIref">
3068 41              ami-edf2cf99
3069 42          </DeploymentArtifact>
3070 43      </DeploymentArtifacts>
3071 44
3072 45  </NodeTemplate>
3073 46
3074 47  <RelationshipTemplate id="deployed_on"
3075 48              type="pay:deployed_on">
3076 49      <SourceElement ref="Payroll Application"/>
3077 50      <TargetElement ref="Application Server"/>
3078 51  </RelationshipTemplate>
3079 52
3080 53  </TopologyTemplate>
3081 54
3082 55 </ServiceTemplate>
3083 56
3084 57 </Definitions>


```

3085

3086 The Payroll Application Node Template specifies the deployment artifact PayrollEAR. It is a  
3087 reference to the CSAR containing the Payroll.tosca file, which is indicated by the .../CSARref  
3088 type of the DeploymentArtifact element. The type specific content is a path expression in the  
3089 directory structure of the CSAR: it points to the Payroll.ear file in the EARs directory of the CSAR  
3090 (see Figure 8 for the structure of the corresponding CSAR).

3091 The Application Server Node Template has a DeploymentArtifact called  
3092 ApplicationServerImage that is a reference to an AMI (Amazon Machine Image), indicated by an  
3093 .../AMIref type.

3094 The corresponding CSAR has the following structure (see Figure 8): The TOSCA.meta file is contained  
3095 in the TOSCA-Metadata directory. The Payroll.tosca file itself is contained in the Service-  
3096 Template directory. Also, the PayrollTypes.tosca file is in this directory. The content of the other  
3097 directories has been sketched before.



3098

3099 Figure 8: Structure of CSAR Sample

3100 The TOSCA.meta file is as follows:

```
3101 01 TOSCA-Meta-Version: 1.0
3102 02 CSAR-Version: 1.0
3103 03 Created-By: Frank
3104 04
3105 05 Name: Service-Template/Payroll.tosca
3106 06 Content-Type: application/vnd.oasis.tosca.definitions
3107 07
3108 08 Name: Service-Template/PayrollTypes.tosca
3109 09 Content-Type: application/vnd.oasis.tosca.definitions
3110 10
3111 11 Name: Plans/AddUser.bpmn
3112 12 Content-Type: application/vnd.oasis.bpmn
3113 13
3114 14 Name: EARs/Payroll.ear
3115 15 Content-Type: application/vnd.oasis.ear
3116 16
3117 17 Name: JARs/Payrolladm.jar
3118 18 Content-Type: application/vnd.oasis.jar
3119 19
3120 20 Name: Python/wsadmin.py
3121 21 Content-Type: application/vnd.oasis.py
```

3122

---

3123 **17 Security Considerations**

3124 TOSCA does not mandate the use of any specific mechanism or technology for client authentication.  
3125 However, a client **MUST** provide a principal or the principal **MUST** be obtainable by the infrastructure.



---

## 3126 **18 Conformance**

3127 A TOSCA Definitions document conforms to this specification if it conforms to the TOSCA schema and  
3128 follows the syntax and semantics defined in the normative portions of this specification. The TOSCA  
3129 schema takes precedence over the TOSCA grammar (pseudo schema as defined in section 2.5), which  
3130 in turn takes precedence over normative text, which in turn takes precedence over examples.

3131 An implementation conforms to this specification if it can process a conformant TOSCA Definitions  
3132 document according to the rules described in chapters 4 through 16 of this specification.

3133 This specification allows extensions. Each implementation SHALL fully support all required functionality of  
3134 the specification exactly as specified. The use of extensions SHALL NOT contradict nor cause the non-  
3135 conformance of functionality defined in the specification.

---

3136

## Appendix A. Portability and Interoperability Considerations

3137

3138 This section illustrates the portability and interoperability aspects addressed by Service Templates:

3139 Portability - The ability to take Service Templates created in one vendor's environment and use them in  
3140 another vendor's environment.

3141 Interoperability - The capability for multiple components (e.g. a task of a plan and the definition of a  
3142 topology node) to interact using well-defined messages and protocols. This enables combining  
3143 components from different vendors allowing seamless management of services.

3144 Portability demands support of TOSCA elements.

3145

## Appendix B. Acknowledgements

3146 The following individuals have participated in the creation of this specification and are gratefully  
3147 acknowledged.

3148 **Participants:**

Aaron Zhang	Huawei Technologies Co., Ltd.
Adolf Hohl	NetApp
Afkham Azeez	WSO2
Al DeLucca	IBM
Alex Heneveld	Cloudsoft Corporation Limited
Allen Bannon	SAP AG
Anthony Rutkowski	Yaana Technologies, LLC
Arvind Srinivasan	IBM
Bryan Haynie	VCE
Bryan Murray	Hewlett-Packard
Chandrasekhar Sundaresh	CA Technologies
Charith Wickramarachchi	WSO2
Colin Hopkinson	3M HIS
Dale Moberg	Axway Software
Debojyoti Dutta	Cisco Systems
Dee Schur	OASIS
Denis Nothern	CenturyLink
Denis Weerasiri	WSO2
Derek Palma	Vnomic
Dhiraj Pathak	PricewaterhouseCoopers LLP:
Diane Mueller	ActiveState Software, Inc.
Doug Davis	IBM
Douglas Neuse	CA Technologies
Duncan Johnston-Watt	Cloudsoft Corporation Limited
Efraim Moscovich	CA Technologies
Frank Leymann	IBM
Gerd Breiter	IBM
James Thomason	Gale Technologies
Jan Ignatius	Nokia Siemens Networks GmbH & Co. KG
Jie Zhu	Huawei Technologies Co., Ltd.
John Wilmes	Individual
Joseph Malek	VCE
Ken Zink	CA Technologies
Kevin Poulter	SAP AG
Kevin Wilson	Hewlett-Packard
Koert Struijk	CA Technologies
Lee Thompson	Morphlabs, Inc.
li peng	Huawei Technologies Co., Ltd.
Marvin Waschke	CA Technologies
Mascot Yu	Huawei Technologies Co., Ltd.
Matthew Dovey	JISC Executive, University of Bristol
Matthew Rutkowski	IBM
Michael Schuster	SAP AG
Mike Edwards	IBM

Naveen Joy	Cisco Systems
Nikki Heron	rPath, Inc.
Paul Fremantle	WSO2
Paul Lipton	CA Technologies
Paul Zhang	Huawei Technologies Co., Ltd.
Rachid Sijelmassi	CA Technologies
Ravi Akireddy	Cisco Systems
Richard Bill	Jericho Systems
Richard Probst	SAP AG
Robert Evans	Zenoss, Inc.
Roland Wartenberg	Citrix Systems
Satoshi Konno	Morphlabs, Inc.
Sean Shen	China Internet Network Information Center(CNNIC)
Selvaratnam Uthaiyashankar	WSO2
Senaka Fernando	WSO2
Sherry Yu	Red Hat
Shumin Cheng	Huawei Technologies Co., Ltd.
Simon Moser	IBM
Srinath Perera	WSO2
Stephen Tyler	CA Technologies
Steve Fanshier	Software AG, Inc.
Steve Jones	Capgemini
Steve Winkler	SAP AG
Tad Deffler	CA Technologies
Ted Streete	VCE
Thilina Buddhika	WSO2
Thomas Spatzier	IBM
Tobias Kunze	Red Hat
Wang Xuan	Primeton Technologies, Inc.
wayne adams	EMC
Wenbo Zhu	Google Inc.
Xiaonan Song	Primeton Technologies, Inc.
YanJiong WANG	Primeton Technologies, Inc.
Zhexuan Song	Huawei Technologies Co., Ltd.

3149

## Appendix C. Complete TOSCA Grammar

3151 **Note:** The following is a pseudo EBNF grammar notation meant for documentation purposes only. The  
3152 grammar is not intended for machine processing.

```

3153 01 <Definitions id="xs:ID"
3154 02     name="xs:string"?
3155 03     targetNamespace="xs:anyURI">
3156 04
3157 05     <Extensions>
3158 06         <Extension namespace="xs:anyURI"
3159 07             mustUnderstand="yes|no"?/> +
3160 08     </Extensions> ?
3161 09
3162 10     <Import namespace="xs:anyURI"?
3163 11         location="xs:anyURI"?
3164 12         importType="xs:anyURI"/> *
3165 13
3166 14     <Types>
3167 15         <xs:schema .../> *
3168 16     </Types> ?
3169 17
3170 18     (
3171 19         <ServiceTemplate id="xs:ID"
3172 20             name="xs:string"?
3173 21             targetNamespace="xs:anyURI"
3174 22             substitutableNodeType="xs:QName"?>
3175 23
3176 24         <Tags>
3177 25             <Tag name="xs:string" value="xs:string"/> +
3178 26         </Tags> ?
3179 27
3180 28         <BoundaryDefinitions>
3181 29             <Properties>
3182 30                 XML fragment
3183 31             <PropertyMappings>
3184 32                 <PropertyMapping serviceTemplatePropertyRef="xs:string"
3185 33                     targetObjectRef="xs:IDREF"
3186 34                     targetPropertyRef="xs:IDREF"/> +
3187 35             </PropertyMappings/> ?
3188 36         </Properties> ?
3189 37
3190 38         <PropertyConstraints>
3191 39             <PropertyConstraint property="xs:string"
3192 40                 constraintType="xs:anyURI"> +
3193 41                 constraint ?
3194 42             </PropertyConstraint>
3195 43         </PropertyConstraints> ?
3196 44
3197 45         <Requirements>
3198 46             <Requirement name="xs:string" ref="xs:IDREF"/> +
3199 47         </Requirements> ?
3200 48
3201 49         <Capabilities>
3202 50             <Capability name="xs:string" ref="xs:IDREF"/> +
3203 51         </Capabilities> ?

```

```

3204 52
3205 53     <Policies>
3206 54         <Policy name="xs:string"? policyType="xs:QName"
3207 55             policyRef="xs:QName"?>
3208 56             policy specific content ?
3209 57         </Policy> +
3210 58     </Policies> ?
3211 59
3212 60     <Interfaces>
3213 61         <Interface name="xs:NCName">
3214 62             <Operation name="xs:NCName">
3215 63                 (
3216 64                     <NodeOperation nodeRef="xs:IDREF"
3217 65                         interfaceName="xs:anyURI"
3218 66                         operationName="xs:NCName"/>
3219 67                     |
3220 68                     <RelationshipOperation relationshipRef="xs:IDREF"
3221 69                         interfaceName="xs:anyURI"
3222 70                         operationName="xs:NCName"/>
3223 71                     |
3224 72                     <Plan planRef="xs:IDREF"/>
3225 73                 )
3226 74             </Operation> +
3227 75         </Interface> +
3228 76     </Interfaces> ?
3229 77
3230 78 </BoundaryDefinitions> ?
3231 79
3232 80 <TopologyTemplate>
3233 81     (
3234 82         <NodeTemplate id="xs:ID" name="xs:string"? type="xs:QName"
3235 83             minInstances="xs:integer"?
3236 84             maxInstances="xs:integer | xs:string"?>
3237 85             <Properties>
3238 86                 XML fragment
3239 87             </Properties> ?
3240 88
3241 89             <PropertyConstraints>
3242 90                 <PropertyConstraint property="xs:string"
3243 91                     constraintType="xs:anyURI">
3244 92                     constraint ?
3245 93                 </PropertyConstraint> +
3246 94             </PropertyConstraints> ?
3247 95
3248 96             <Requirements>
3249 97                 <Requirement id="xs:ID" name="xs:string" type="xs:QName"> +
3250 98                     <Properties>
3251 99                         XML fragment
3252 100                     <Properties> ?
3253 101                     <PropertyConstraints>
3254 102                         <PropertyConstraint property="xs:string"
3255 103                             constraintType="xs:anyURI"> +
3256 104                             constraint ?
3257 105                         </PropertyConstraint>
3258 106                     </PropertyConstraints> ?
3259 107                 </Requirement>
3260 108             </Requirements> ?
3261 109

```

```

3262 110      <Capabilities>
3263 111          <Capability id="xs:ID" name="xs:string"
3264 112              type="xs:QName"> +
3265 113              <Properties>
3266 114                  XML fragment
3267 115              <Properties> ?
3268 116              <PropertyConstraints>
3269 117                  <PropertyConstraint property="xs:string"
3270 118                      constraintType="xs:anyURI">
3271 119                      constraint ?
3272 120                  </PropertyConstraint> +
3273 121              </PropertyConstraints> ?
3274 122          </Capability>
3275 123      </Capabilities> ?
3276 124
3277 125      <Policies>
3278 126          <Policy name="xs:string"? policyType="xs:QName"
3279 127              policyRef="xs:QName"?>
3280 128              policy specific content ?
3281 129          </Policy> +
3282 130      </Policies> ?
3283 131
3284 132      <DeploymentArtifacts>
3285 133          <DeploymentArtifact name="xs:string"
3286 134              artifactType="xs:QName"
3287 135              artifactRef="xs:QName"?>
3288 136              artifact specific content ?
3289 137          </DeploymentArtifact> +
3290 138      </DeploymentArtifacts> ?
3291 139  </NodeTemplate>
3292 140  |
3293 141  <RelationshipTemplate id="xs:ID" name="xs:string"?
3294 142              type="xs:QName">
3295 143      <Properties>
3296 144          XML fragment
3297 145      </Properties> ?
3298 146
3299 147      <PropertyConstraints>
3300 148          <PropertyConstraint property="xs:string"
3301 149              constraintType="xs:anyURI">
3302 150              constraint ?
3303 151          </PropertyConstraint> +
3304 152      </PropertyConstraints> ?
3305 153
3306 154      <SourceElement ref="xs:IDREF"/>
3307 155      <TargetElement ref="xs:IDREF"/>
3308 156
3309 157      <RelationshipConstraints>
3310 158          <RelationshipConstraint constraintType="xs:anyURI">
3311 159              constraint ?
3312 160          </RelationshipConstraint> +
3313 161      </RelationshipConstraints> ?
3314 162
3315 163      </RelationshipTemplate>
3316 164  ) +
3317 165  </TopologyTemplate>
3318 166
3319 167  <Plans>

```

```

3320 168     <Plan id="xs:ID"
3321 169         name="xs:string"?
3322 170         planType="xs:anyURI"
3323 171         planLanguage="xs:anyURI">
3324 172
3325 173         <Precondition expressionLanguage="xs:anyURI">
3326 174             condition
3327 175         </Precondition> ?
3328 176
3329 177         <InputParameters>
3330 178             <InputParameter name="xs:string" type="xs:string"
3331 179                 required="yes|no"?/> +
3332 180         </InputParameters> ?
3333 181
3334 182         <OutputParameters>
3335 183             <OutputParameter name="xs:string" type="xs:string"
3336 184                 required="yes|no"?/> +
3337 185         </OutputParameters> ?
3338 186
3339 187         (
3340 188             <PlanModel>
3341 189                 actual plan
3342 190             </PlanModel>
3343 191             |
3344 192             <PlanModelReference reference="xs:anyURI"/>
3345 193         )
3346 194
3347 195     </Plan> +
3348 196 </Plans> ?
3349 197
3350 198 </ServiceTemplate>
3351 199 |
3352 200 <NodeType name="xs:NCName" targetNamespace="xs:anyURI"?
3353 201     abstract="yes|no"? final="yes|no"?>
3354 202
3355 203     <DerivedFrom typeRef="xs:QName"/> ?
3356 204
3357 205     <PropertiesDefinition element="xs:QName"? type="xs:QName"?/> ?
3358 206
3359 207     <RequirementDefinitions>
3360 208         <RequirementDefinition name="xs:string"
3361 209             requirementType="xs:QName"
3362 210             lowerBound="xs:integer"?
3363 211             upperBound="xs:integer | xs:string"?>
3364 212             <Constraints>
3365 213                 <Constraint constraintType="xs:anyURI">
3366 214                     constraint type specific content
3367 215                 </Constraint> +
3368 216             </Constraints> ?
3369 217         </RequirementDefinition> +
3370 218     </RequirementDefinitions> ?
3371 219
3372 220     <CapabilityDefinitions>
3373 221         <CapabilityDefinition name="xs:string"
3374 222             capabilityType="xs:QName"
3375 223             lowerBound="xs:integer"?
3376 224             upperBound="xs:integer | xs:string"?>
3377 225         <Constraints>

```



```

3378 226         <Constraint constraintType="xs:anyURI">
3379 227             constraint type specific content
3380 228         </Constraint> +
3381 229     </Constraints> ?
3382 230     </CapabilityDefinition> +
3383 231 </CapabilityDefinitions>
3384 232
3385 233 <InstanceStates>
3386 234     <InstanceState state="xs:anyURI"> +
3387 235 </InstanceState> ?
3388 236
3389 237 <Interfaces>
3390 238     <Interface name="xs:NCName | xs:anyURI">
3391 239         <Operation name="xs:NCName">
3392 240             <InputParameters>
3393 241                 <InputParameter name="xs:string" type="xs:string"
3394 242                     required="yes|no"?/> +
3395 243             </InputParameters> ?
3396 244             <OutputParameters>
3397 245                 <OutputParameter name="xs:string" type="xs:string"
3398 246                     required="yes|no"?/> +
3399 247             </OutputParameters> ?
3400 248         </Operation> +
3401 249     </Interface> +
3402 250 </Interfaces> ?
3403 251
3404 252 </NodeType>
3405 253 |
3406 254 <NodeTypeImplementation name="xs:NCName"
3407 255     targetNamespace="xs:anyURI"?
3408 256     nodeType="xs:QName"
3409 257     abstract="yes|no"?
3410 258     final="yes|no"?>
3411 259
3412 260 <DerivedFrom nodeTypeImplementationRef="xs:QName"/> ?
3413 261
3414 262 <RequiredContainerFeatures>
3415 263     <RequiredContainerFeature feature="xs:anyURI"/> +
3416 264 </RequiredContainerFeatures> ?
3417 265
3418 266 <ImplementationArtifacts>
3419 267     <ImplementationArtifact interfaceName="xs:NCName | xs:anyURI"?
3420 268         operationName="xs:NCName"?
3421 269         artifactType="xs:QName"
3422 270         artifactRef="xs:QName"?>
3423 271         artifact specific content ?
3424 272     <ImplementationArtifact> +
3425 273 </ImplementationArtifacts> ?
3426 274
3427 275 <DeploymentArtifacts>
3428 276     <DeploymentArtifact name="xs:string" artifactType="xs:QName"
3429 277         artifactRef="xs:QName"?>
3430 278         artifact specific content ?
3431 279     <DeploymentArtifact> +
3432 280 </DeploymentArtifacts> ?
3433 281
3434 282 </NodeTypeImplementation>
3435 283 |

```

```

3436 284     <RelationshipType name="xs:NCName"
3437 285         targetNamespace="xs:anyURI"?
3438 286         abstract="yes|no"?
3439 287         final="yes|no"?> +
3440 288
3441 289     <DerivedFrom typeRef="xs:QName"/> ?
3442 290
3443 291     <PropertiesDefinition element="xs:QName"? type="xs:QName"?/> ?
3444 292
3445 293     <InstanceStates>
3446 294         <InstanceState state="xs:anyURI"> +
3447 295     </InstanceStates> ?
3448 296
3449 297     <SourceInterfaces>
3450 298         <Interface name="xs:NCName | xs:anyURI">
3451 299             <Operation name="xs:NCName">
3452 300                 <InputParameters>
3453 301                     <InputParameter name="xs:string" type="xs:string"
3454 302                         required="yes|no"?/> +
3455 303                 </InputParameters> ?
3456 304                 <OutputParameters>
3457 305                     <OutputParameter name="xs:string" type="xs:string"
3458 306                         required="yes|no"?/> +
3459 307                 </OutputParameters> ?
3460 308             </Operation> +
3461 309         </Interface> +
3462 310     </SourceInterfaces> ?
3463 311
3464 312     <TargetInterfaces>
3465 313         <Interface name="xs:NCName | xs:anyURI">
3466 314             <Operation name="xs:NCName">
3467 315                 <InputParameters>
3468 316                     <InputParameter name="xs:string" type="xs:string"
3469 317                         required="yes|no"?/> +
3470 318                 </InputParameters> ?
3471 319                 <OutputParameters>
3472 320                     <OutputParameter name="xs:string" type="xs:string"
3473 321                         required="yes|no"?/> +
3474 322                 </OutputParameters> ?
3475 323             </Operation> +
3476 324         </Interface> +
3477 325     </TargetInterfaces> ?
3478 326
3479 327     <ValidSource typeRef="xs:QName"/> ?
3480 328
3481 329     <ValidTarget typeRef="xs:QName"/> ?
3482 330
3483 331 </RelationshipType>
3484 332 |
3485 333 <RelationshipTypeImplementation name="xs:NCName"
3486 334     targetNamespace="xs:anyURI"?
3487 335     relationshipType="xs:QName"
3488 336     abstract="yes|no"?
3489 337     final="yes|no"?>
3490 338
3491 339     <DerivedFrom relationshipTypeImplementationRef="xs:QName"/> ?
3492 340
3493 341     <RequiredContainerFeatures>

```

```

3494 342         <RequiredContainerFeature feature="xs:anyURI"/> +
3495 343     </RequiredContainerFeatures> ?
3496 344
3497 345     <ImplementationArtifacts>
3498 346         <ImplementationArtifact interfaceName="xs:NCName | xs:anyURI"?
3499 347             operationName="xs:NCName"?
3500 348             artifactType="xs:QName"
3501 349             artifactRef="xs:QName"?>
3502 350         artifact specific content ?
3503 351         <ImplementationArtifact> +
3504 352     </ImplementationArtifacts> ?
3505 353
3506 354 </RelationshipTypeImplementation>
3507 355 |
3508 356 <RequirementType name="xs:NCName"
3509 357     targetNamespace="xs:anyURI"?
3510 358     abstract="yes|no"?
3511 359     final="yes|no"?
3512 360     requiredCapabilityType="xs:QName"?>
3513 361
3514 362     <DerivedFrom typeRef="xs:QName"/> ?
3515 363
3516 364     <PropertiesDefinition element="xs:QName"? type="xs:QName"?/> ?
3517 365
3518 366 </RequirementType>
3519 367 |
3520 368 <CapabilityType name="xs:NCName"
3521 369     targetNamespace="xs:anyURI"?
3522 370     abstract="yes|no"?
3523 371     final="yes|no"?>
3524 372
3525 373     <DerivedFrom typeRef="xs:QName"/> ?
3526 374
3527 375     <PropertiesDefinition element="xs:QName"? type="xs:QName"?/> ?
3528 376
3529 377 </CapabilityType>
3530 378 |
3531 379 <ArtifactType name="xs:NCName"
3532 380     targetNamespace="xs:anyURI"?
3533 381     abstract="yes|no"?
3534 382     final="yes|no"?>
3535 383
3536 384     <DerivedFrom typeRef="xs:QName"/> ?
3537 385
3538 386     <PropertiesDefinition element="xs:QName"? type="xs:QName"?/> ?
3539 387
3540 388 </ArtifactType>
3541 389 |
3542 390 <ArtifactTemplate id="xs:ID" name="xs:string"? type="xs:QName">
3543 391
3544 392     <Properties>
3545 393         XML fragment
3546 394     </Properties> ?
3547 395
3548 396     <PropertyConstraints>
3549 397         <PropertyConstraint property="xs:string"
3550 398             constraintType="xs:anyURI"> +
3551 399     constraint ?

```

```

3552 400         </PropertyConstraint>
3553 401     </PropertyConstraints> ?
3554 402
3555 403     <ArtifactReferences>
3556 404         <ArtifactReference reference="xs:anyURI">
3557 405             (
3558 406                 <Include pattern="xs:string"/>
3559 407                 |
3560 408                 <Exclude pattern="xs:string"/>
3561 409             ) *
3562 410         </ArtifactReference> +
3563 411     </ArtifactReferences> ?
3564 412
3565 413 </ArtifactTemplate>
3566 414 |
3567 415 <PolicyType name="xs:NCName"
3568 416             policyLanguage="xs:anyURI"?
3569 417             abstract="yes|no"?
3570 418             final="yes|no"?
3571 419             targetNamespace="xs:anyURI"?>
3572 420     <Tags>
3573 421         <Tag name="xs:string" value="xs:string"/> +
3574 422     </Tags> ?
3575 423
3576 424     <DerivedFrom typeRef="xs:QName"/> ?
3577 425
3578 426     <PropertiesDefinition element="xs:QName"? type="xs:QName"?/> ?
3579 427
3580 428     <AppliesTo>
3581 429         <NodeTypeReference typeRef="xs:QName"/> +
3582 430     </AppliesTo> ?
3583 431
3584 432     policy type specific content ?
3585 433
3586 434 </PolicyType>
3587 435 |
3588 436 <PolicyTemplate id="xs:ID" name="xs:string"? type="xs:QName">
3589 437
3590 438     <Properties>
3591 439         XML fragment
3592 440     </Properties> ?
3593 441
3594 442     <PropertyConstraints>
3595 443         <PropertyConstraint property="xs:string"
3596 444                             constraintType="xs:anyURI"> +
3597 445             constraint ?
3598 446         </PropertyConstraint>
3599 447     </PropertyConstraints> ?
3600 448
3601 449     policy type specific content ?
3602 450
3603 451 </PolicyTemplate>
3604 452 ) +
3605 453
3606 454 </Definitions>

```

3607

## Appendix D. TOSCA Schema

3608 TOSCA-v1.0.xsd:

```
3609 01 <?xml version="1.0" encoding="UTF-8"?>
3610 02 <xs:schema targetNamespace="http://docs.oasis-open.org/tosca/ns/2011/12"
3611 03   elementFormDefault="qualified" attributeFormDefault="unqualified"
3612 04   xmlns="http://docs.oasis-open.org/tosca/ns/2011/12"
3613 05   xmlns:xs="http://www.w3.org/2001/XMLSchema">
3614 06
3615 07   <xs:import namespace="http://www.w3.org/XML/1998/namespace"
3616 08     schemaLocation="http://www.w3.org/2001/xml.xsd"/>
3617 09
3618 10   <xs:element name="documentation" type="tDocumentation"/>
3619 11   <xs:complexType name="tDocumentation" mixed="true">
3620 12     <xs:sequence>
3621 13       <xs:any processContents="lax" minOccurs="0" maxOccurs="unbounded"/>
3622 14     </xs:sequence>
3623 15     <xs:attribute name="source" type="xs:anyURI"/>
3624 16     <xs:attribute ref="xml:lang"/>
3625 17   </xs:complexType>
3626 18
3627 19   <xs:complexType name="tExtensibleElements">
3628 20     <xs:sequence>
3629 21       <xs:element ref="documentation" minOccurs="0" maxOccurs="unbounded"/>
3630 22       <xs:any namespace="##other" processContents="lax" minOccurs="0"
3631 23         maxOccurs="unbounded"/>
3632 24     </xs:sequence>
3633 25     <xs:anyAttribute namespace="##other" processContents="lax"/>
3634 26   </xs:complexType>
3635 27
3636 28   <xs:complexType name="tImport">
3637 29     <xs:complexContent>
3638 30       <xs:extension base="tExtensibleElements">
3639 31         <xs:attribute name="namespace" type="xs:anyURI"/>
3640 32         <xs:attribute name="location" type="xs:anyURI"/>
3641 33         <xs:attribute name="importType" type="importedURI" use="required"/>
3642 34       </xs:extension>
3643 35     </xs:complexContent>
3644 36   </xs:complexType>
3645 37
3646 38   <xs:element name="Definitions">
3647 39     <xs:complexType>
3648 40       <xs:complexContent>
3649 41         <xs:extension base="tDefinitions"/>
3650 42       </xs:complexContent>
3651 43     </xs:complexType>
3652 44   </xs:element>
3653 45   <xs:complexType name="tDefinitions">
3654 46     <xs:complexContent>
3655 47       <xs:extension base="tExtensibleElements">
3656 48         <xs:sequence>
3657 49           <xs:element name="Extensions" minOccurs="0">
3658 50             <xs:complexType>
3659 51               <xs:sequence>
3660 52                 <xs:element name="Extension" type="tExtension"
```

```

3661 53         maxOccurs="unbounded"/>
3662 54     </xs:sequence>
3663 55 </xs:complexType>
3664 56 </xs:element>
3665 57 <xs:element name="Import" type="tImport" minOccurs="0"
3666 58     maxOccurs="unbounded"/>
3667 59 <xs:element name="Types" minOccurs="0">
3668 60     <xs:complexType>
3669 61         <xs:sequence>
3670 62             <xs:any namespace="##other" processContents="lax" minOccurs="0"
3671 63                 maxOccurs="unbounded"/>
3672 64         </xs:sequence>
3673 65     </xs:complexType>
3674 66 </xs:element>
3675 67 <xs:choice maxOccurs="unbounded">
3676 68     <xs:element name="ServiceTemplate" type="tServiceTemplate"/>
3677 69     <xs:element name="NodeType" type="tNodeType"/>
3678 70     <xs:element name="NodeTypeImplementation"
3679 71         type="tNodeTypeImplementation"/>
3680 72     <xs:element name="RelationshipType" type="tRelationshipType"/>
3681 73     <xs:element name="RelationshipTypeImplementation"
3682 74         type="tRelationshipTypeImplementation"/>
3683 75     <xs:element name="RequirementType" type="tRequirementType"/>
3684 76     <xs:element name="CapabilityType" type="tCapabilityType"/>
3685 77     <xs:element name="ArtifactType" type="tArtifactType"/>
3686 78     <xs:element name="ArtifactTemplate" type="tArtifactTemplate"/>
3687 79     <xs:element name="PolicyType" type="tPolicyType"/>
3688 80     <xs:element name="PolicyTemplate" type="tPolicyTemplate"/>
3689 81 </xs:choice>
3690 82 </xs:sequence>
3691 83 <xs:attribute name="id" type="xs:ID" use="required"/>
3692 84 <xs:attribute name="name" type="xs:string" use="optional"/>
3693 85 <xs:attribute name="targetNamespace" type="xs:anyURI" use="required"/>
3694 86 </xs:extension>
3695 87 </xs:complexContent>
3696 88 </xs:complexType>
3697 89
3698 90 <xs:complexType name="tServiceTemplate">
3699 91     <xs:complexContent>
3700 92         <xs:extension base="tExtensibleElements">
3701 93             <xs:sequence>
3702 94                 <xs:element name="Tags" type="tTags" minOccurs="0"/>
3703 95                 <xs:element name="BoundaryDefinitions" type="tBoundaryDefinitions"
3704 96                     minOccurs="0"/>
3705 97                 <xs:element name="TopologyTemplate" type="tTopologyTemplate"/>
3706 98                 <xs:element name="Plans" type="tPlans" minOccurs="0"/>
3707 99             </xs:sequence>
3708 100             <xs:attribute name="id" type="xs:ID" use="required"/>
3709 101             <xs:attribute name="name" type="xs:string" use="optional"/>
3710 102             <xs:attribute name="targetNamespace" type="xs:anyURI"/>
3711 103             <xs:attribute name="substitutableNodeType" type="xs:QName"
3712 104                 use="optional"/>
3713 105             </xs:extension>
3714 106         </xs:complexContent>
3715 107     </xs:complexType>
3716 108
3717 109 <xs:complexType name="tTags">
3718 110     <xs:sequence>

```

```

3719 111     <xs:element name="Tag" type="tTag" maxOccurs="unbounded"/>
3720 112     </xs:sequence>
3721 113 </xs:complexType>
3722 114
3723 115 <xs:complexType name="tTag">
3724 116     <xs:attribute name="name" type="xs:string" use="required"/>
3725 117     <xs:attribute name="value" type="xs:string" use="required"/>
3726 118 </xs:complexType>
3727 119
3728 120 <xs:complexType name="tBoundaryDefinitions">
3729 121     <xs:sequence>
3730 122         <xs:element name="Properties" minOccurs="0">
3731 123             <xs:complexType>
3732 124                 <xs:sequence>
3733 125                     <xs:any namespace="##other"/>
3734 126                     <xs:element name="PropertyMappings" minOccurs="0">
3735 127                         <xs:complexType>
3736 128                             <xs:sequence>
3737 129                                 <xs:element name="PropertyMapping" type="tPropertyMapping"
3738 130                                     maxOccurs="unbounded"/>
3739 131                             </xs:sequence>
3740 132                         </xs:complexType>
3741 133                     </xs:element>
3742 134                 </xs:sequence>
3743 135             </xs:complexType>
3744 136         </xs:element>
3745 137         <xs:element name="PropertyConstraints" minOccurs="0">
3746 138             <xs:complexType>
3747 139                 <xs:sequence>
3748 140                     <xs:element name="PropertyConstraint" type="tPropertyConstraint"
3749 141                         maxOccurs="unbounded"/>
3750 142                 </xs:sequence>
3751 143             </xs:complexType>
3752 144         </xs:element>
3753 145         <xs:element name="Requirements" minOccurs="0">
3754 146             <xs:complexType>
3755 147                 <xs:sequence>
3756 148                     <xs:element name="Requirement" type="tRequirementRef"
3757 149                         maxOccurs="unbounded"/>
3758 150                 </xs:sequence>
3759 151             </xs:complexType>
3760 152         </xs:element>
3761 153         <xs:element name="Capabilities" minOccurs="0">
3762 154             <xs:complexType>
3763 155                 <xs:sequence>
3764 156                     <xs:element name="Capability" type="tCapabilityRef"
3765 157                         maxOccurs="unbounded"/>
3766 158                 </xs:sequence>
3767 159             </xs:complexType>
3768 160         </xs:element>
3769 161         <xs:element name="Policies" minOccurs="0">
3770 162             <xs:complexType>
3771 163                 <xs:sequence>
3772 164                     <xs:element name="Policy" type="tPolicy" maxOccurs="unbounded"/>
3773 165                 </xs:sequence>
3774 166             </xs:complexType>
3775 167         </xs:element>
3776 168     <xs:element name="Interfaces" minOccurs="0">

```

```

3777 169     <xs:complexType>
3778 170     <xs:sequence>
3779 171         <xs:element name="Interface" type="tExportedInterface"
3780 172             maxOccurs="unbounded"/>
3781 173     </xs:sequence>
3782 174 </xs:complexType>
3783 175 </xs:element>
3784 176 </xs:sequence>
3785 177 </xs:complexType>
3786 178
3787 179 <xs:complexType name="tPropertyMapping">
3788 180     <xs:attribute name="serviceTemplatePropertyRef" type="xs:string"
3789 181         use="required"/>
3790 182     <xs:attribute name="targetObjectRef" type="xs:IDREF" use="required"/>
3791 183     <xs:attribute name="targetPropertyRef" type="xs:string"
3792 184         use="required"/>
3793 185 </xs:complexType>
3794 186
3795 187 <xs:complexType name="tRequirementRef">
3796 188     <xs:attribute name="name" type="xs:string" use="optional"/>
3797 189     <xs:attribute name="ref" type="xs:IDREF" use="required"/>
3798 190 </xs:complexType>
3799 191
3800 192 <xs:complexType name="tCapabilityRef">
3801 193     <xs:attribute name="name" type="xs:string" use="optional"/>
3802 194     <xs:attribute name="ref" type="xs:IDREF" use="required"/>
3803 195 </xs:complexType>
3804 196
3805 197 <xs:complexType name="tEntityType" abstract="true">
3806 198     <xs:complexContent>
3807 199         <xs:extension base="tExtensibleElements">
3808 200             <xs:sequence>
3809 201                 <xs:element name="Tags" type="tTags" minOccurs="0"/>
3810 202                 <xs:element name="DerivedFrom" minOccurs="0">
3811 203                     <xs:complexType>
3812 204                         <xs:attribute name="typeRef" type="xs:QName" use="required"/>
3813 205                     </xs:complexType>
3814 206                 </xs:element>
3815 207                 <xs:element name="PropertiesDefinition" minOccurs="0">
3816 208                     <xs:complexType>
3817 209                         <xs:attribute name="element" type="xs:QName"/>
3818 210                         <xs:attribute name="type" type="xs:QName"/>
3819 211                     </xs:complexType>
3820 212                 </xs:element>
3821 213             </xs:sequence>
3822 214             <xs:attribute name="name" type="xs:NCName" use="required"/>
3823 215             <xs:attribute name="abstract" type="tBoolean" default="no"/>
3824 216             <xs:attribute name="final" type="tBoolean" default="no"/>
3825 217             <xs:attribute name="targetNamespace" type="xs:anyURI"
3826 218                 use="optional"/>
3827 219         </xs:extension>
3828 220     </xs:complexContent>
3829 221 </xs:complexType>
3830 222
3831 223 <xs:complexType name="tEntityTypeTemplate" abstract="true">
3832 224     <xs:complexContent>
3833 225         <xs:extension base="tExtensibleElements">
3834 226             <xs:sequence>

```



```

3835 227     <xs:element name="Properties" minOccurs="0">
3836 228         <xs:complexType>
3837 229             <xs:sequence>
3838 230                 <xs:any namespace="##other" processContents="lax"/>
3839 231             </xs:sequence>
3840 232         </xs:complexType>
3841 233     </xs:element>
3842 234     <xs:element name="PropertyConstraints" minOccurs="0">
3843 235         <xs:complexType>
3844 236             <xs:sequence>
3845 237                 <xs:element name="PropertyConstraint"
3846 238                     type="tPropertyConstraint" maxOccurs="unbounded"/>
3847 239             </xs:sequence>
3848 240         </xs:complexType>
3849 241     </xs:element>
3850 242 </xs:sequence>
3851 243     <xs:attribute name="id" type="xs:ID" use="required"/>
3852 244     <xs:attribute name="type" type="xs:QName" use="required"/>
3853 245 </xs:extension>
3854 246 </xs:complexContent>
3855 247 </xs:complexType>
3856 248
3857 249 <xs:complexType name="tNodeTemplate">
3858 250     <xs:complexContent>
3859 251         <xs:extension base="tEntityTemplate">
3860 252             <xs:sequence>
3861 253                 <xs:element name="Requirements" minOccurs="0">
3862 254                     <xs:complexType>
3863 255                         <xs:sequence>
3864 256                             <xs:element name="Requirement" type="tRequirement"
3865 257                                 maxOccurs="unbounded"/>
3866 258                         </xs:sequence>
3867 259                     </xs:complexType>
3868 260                 </xs:element>
3869 261                 <xs:element name="Capabilities" minOccurs="0">
3870 262                     <xs:complexType>
3871 263                         <xs:sequence>
3872 264                             <xs:element name="Capability" type="tCapability"
3873 265                                 maxOccurs="unbounded"/>
3874 266                         </xs:sequence>
3875 267                     </xs:complexType>
3876 268                 </xs:element>
3877 269                 <xs:element name="Policies" minOccurs="0">
3878 270                     <xs:complexType>
3879 271                         <xs:sequence>
3880 272                             <xs:element name="Policy" type="tPolicy"
3881 273                                 maxOccurs="unbounded"/>
3882 274                         </xs:sequence>
3883 275                     </xs:complexType>
3884 276                 </xs:element>
3885 277                 <xs:element name="DeploymentArtifacts" type="tDeploymentArtifacts"
3886 278                     minOccurs="0"/>
3887 279             </xs:sequence>
3888 280             <xs:attribute name="name" type="xs:string" use="optional"/>
3889 281             <xs:attribute name="minInstances" type="xs:int" use="optional"
3890 282                 default="1"/>
3891 283             <xs:attribute name="maxInstances" use="optional" default="1">
3892 284                 <xs:simpleType>

```

```

3893 285     <xs:union>
3894 286     <xs:simpleType>
3895 287         <xs:restriction base="xs:nonNegativeInteger">
3896 288             <xs:pattern value="([1-9]+[0-9]*)"/>
3897 289         </xs:restriction>
3898 290     </xs:simpleType>
3899 291     <xs:simpleType>
3900 292         <xs:restriction base="xs:string">
3901 293             <xs:enumeration value="unbounded"/>
3902 294         </xs:restriction>
3903 295     </xs:simpleType>
3904 296 </xs:union>
3905 297 </xs:simpleType>
3906 298 </xs:attribute>
3907 299 </xs:extension>
3908 300 </xs:complexContent>
3909 301 </xs:complexType>
3910 302
3911 303 <xs:complexType name="tTopologyTemplate">
3912 304     <xs:complexContent>
3913 305         <xs:extension base="tExtensibleElements">
3914 306             <xs:choice maxOccurs="unbounded">
3915 307                 <xs:element name="NodeTemplate" type="tNodeTemplate"/>
3916 308                 <xs:element name="RelationshipTemplate"
3917 309                     type="tRelationshipTemplate"/>
3918 310             </xs:choice>
3919 311         </xs:extension>
3920 312     </xs:complexContent>
3921 313 </xs:complexType>
3922 314
3923 315 <xs:complexType name="tRelationshipType">
3924 316     <xs:complexContent>
3925 317         <xs:extension base="tEntityType">
3926 318             <xs:sequence>
3927 319                 <xs:element name="InstanceStates"
3928 320                     type="tTopologyElementInstanceStates" minOccurs="0"/>
3929 321                 <xs:element name="SourceInterfaces" minOccurs="0">
3930 322                     <xs:complexType>
3931 323                         <xs:sequence>
3932 324                             <xs:element name="Interface" type="tInterface"
3933 325                                 maxOccurs="unbounded"/>
3934 326                         </xs:sequence>
3935 327                     </xs:complexType>
3936 328                 </xs:element>
3937 329                 <xs:element name="TargetInterfaces" minOccurs="0">
3938 330                     <xs:complexType>
3939 331                         <xs:sequence>
3940 332                             <xs:element name="Interface" type="tInterface"
3941 333                                 maxOccurs="unbounded"/>
3942 334                         </xs:sequence>
3943 335                     </xs:complexType>
3944 336                 </xs:element>
3945 337                 <xs:element name="ValidSource" minOccurs="0">
3946 338                     <xs:complexType>
3947 339                         <xs:attribute name="typeRef" type="xs:QName" use="required"/>
3948 340                     </xs:complexType>
3949 341                 </xs:element>
3950 342                 <xs:element name="ValidTarget" minOccurs="0">

```

```

3951 343     <xs:complexType>
3952 344     <xs:attribute name="typeRef" type="xs:QName" use="required"/>
3953 345     </xs:complexType>
3954 346     </xs:element>
3955 347     </xs:sequence>
3956 348     </xs:extension>
3957 349     </xs:complexContent>
3958 350 </xs:complexType>
3959 351
3960 352 <xs:complexType name="tRelationshipTypeImplementation">
3961 353   <xs:complexContent>
3962 354     <xs:extension base="tExtensibleElements">
3963 355       <xs:sequence>
3964 356         <xs:element name="Tags" type="tTags" minOccurs="0"/>
3965 357         <xs:element name="DerivedFrom" minOccurs="0">
3966 358           <xs:complexType>
3967 359             <xs:attribute name="relationshipTypeImplementationRef"
3968 360               type="xs:QName" use="required"/>
3969 361             </xs:complexType>
3970 362           </xs:element>
3971 363           <xs:element name="RequiredContainerFeatures"
3972 364             type="tRequiredContainerFeatures" minOccurs="0"/>
3973 365           <xs:element name="ImplementationArtifacts"
3974 366             type="tImplementationArtifacts" minOccurs="0"/>
3975 367         </xs:sequence>
3976 368         <xs:attribute name="name" type="xs:NCName" use="required"/>
3977 369         <xs:attribute name="targetNamespace" type="xs:anyURI"
3978 370           use="optional"/>
3979 371         <xs:attribute name="relationshipType" type="xs:QName"
3980 372           use="required"/>
3981 373         <xs:attribute name="abstract" type="tBoolean" use="optional"
3982 374           default="no"/>
3983 375         <xs:attribute name="final" type="tBoolean" use="optional"
3984 376           default="no"/>
3985 377       </xs:extension>
3986 378     </xs:complexContent>
3987 379   </xs:complexType>
3988 380
3989 381 <xs:complexType name="tRelationshipTemplate">
3990 382   <xs:complexContent>
3991 383     <xs:extension base="tEntityTemplate">
3992 384       <xs:sequence>
3993 385         <xs:element name="SourceElement">
3994 386           <xs:complexType>
3995 387             <xs:attribute name="ref" type="xs:IDREF" use="required"/>
3996 388           </xs:complexType>
3997 389         </xs:element>
3998 390         <xs:element name="TargetElement">
3999 391           <xs:complexType>
4000 392             <xs:attribute name="ref" type="xs:IDREF" use="required"/>
4001 393           </xs:complexType>
4002 394         </xs:element>
4003 395         <xs:element name="RelationshipConstraints" minOccurs="0">
4004 396           <xs:complexType>
4005 397             <xs:sequence>
4006 398               <xs:element name="RelationshipConstraint"
4007 399                 maxOccurs="unbounded">
4008 400             <xs:complexType>

```

```

4009 401         <xs:sequence>
4010 402             <xs:any namespace="##other" processContents="lax"
4011 403                 minOccurs="0"/>
4012 404         </xs:sequence>
4013 405         <xs:attribute name="constraintType" type="xs:anyURI"
4014 406             use="required"/>
4015 407         </xs:complexType>
4016 408     </xs:element>
4017 409 </xs:sequence>
4018 410 </xs:complexType>
4019 411 </xs:element>
4020 412 </xs:sequence>
4021 413 <xs:attribute name="name" type="xs:string" use="optional"/>
4022 414 </xs:extension>
4023 415 </xs:complexContent>
4024 416 </xs:complexType>
4025 417
4026 418 <xs:complexType name="tNodeType">
4027 419     <xs:complexContent>
4028 420         <xs:extension base="tEntityType">
4029 421             <xs:sequence>
4030 422                 <xs:element name="RequirementDefinitions" minOccurs="0">
4031 423                     <xs:complexType>
4032 424                         <xs:sequence>
4033 425                             <xs:element name="RequirementDefinition"
4034 426                                 type="tRequirementDefinition" maxOccurs="unbounded"/>
4035 427                         </xs:sequence>
4036 428                     </xs:complexType>
4037 429                 </xs:element>
4038 430                 <xs:element name="CapabilityDefinitions" minOccurs="0">
4039 431                     <xs:complexType>
4040 432                         <xs:sequence>
4041 433                             <xs:element name="CapabilityDefinition"
4042 434                                 type="tCapabilityDefinition" maxOccurs="unbounded"/>
4043 435                         </xs:sequence>
4044 436                     </xs:complexType>
4045 437                 </xs:element>
4046 438                 <xs:element name="InstanceStates"
4047 439                     type="tTopologyElementInstanceStates" minOccurs="0"/>
4048 440                 <xs:element name="Interfaces" minOccurs="0">
4049 441                     <xs:complexType>
4050 442                         <xs:sequence>
4051 443                             <xs:element name="Interface" type="tInterface"
4052 444                                 maxOccurs="unbounded"/>
4053 445                         </xs:sequence>
4054 446                     </xs:complexType>
4055 447                 </xs:element>
4056 448                 </xs:sequence>
4057 449             </xs:extension>
4058 450         </xs:complexContent>
4059 451     </xs:complexType>
4060 452
4061 453 <xs:complexType name="tNodeTypeImplementation">
4062 454     <xs:complexContent>
4063 455         <xs:extension base="tExtensibleElements">
4064 456             <xs:sequence>
4065 457                 <xs:element name="Tags" type="tTags" minOccurs="0"/>
4066 458                 <xs:element name="DerivedFrom" minOccurs="0">

```

```

4067 459     <xs:complexType>
4068 460     <xs:attribute name="nodeTypeImplementationRef" type="xs:QName"
4069 461         use="required"/>
4070 462     </xs:complexType>
4071 463 </xs:element>
4072 464 <xs:element name="RequiredContainerFeatures"
4073 465     type="tRequiredContainerFeatures" minOccurs="0"/>
4074 466 <xs:element name="ImplementationArtifacts"
4075 467     type="tImplementationArtifacts" minOccurs="0"/>
4076 468 <xs:element name="DeploymentArtifacts" type="tDeploymentArtifacts"
4077 469     minOccurs="0"/>
4078 470 </xs:sequence>
4079 471 <xs:attribute name="name" type="xs:NCName" use="required"/>
4080 472 <xs:attribute name="targetNamespace" type="xs:anyURI"
4081 473     use="optional"/>
4082 474 <xs:attribute name="nodeType" type="xs:QName" use="required"/>
4083 475 <xs:attribute name="abstract" type="tBoolean" use="optional"
4084 476     default="no"/>
4085 477 <xs:attribute name="final" type="tBoolean" use="optional"
4086 478     default="no"/>
4087 479 </xs:extension>
4088 480 </xs:complexContent>
4089 481 </xs:complexType>
4090 482
4091 483 <xs:complexType name="tRequirementType">
4092 484     <xs:complexContent>
4093 485         <xs:extension base="tEntityType">
4094 486             <xs:attribute name="requiredCapabilityType" type="xs:QName"
4095 487                 use="optional"/>
4096 488         </xs:extension>
4097 489     </xs:complexContent>
4098 490 </xs:complexType>
4099 491
4100 492 <xs:complexType name="tRequirementDefinition">
4101 493     <xs:complexContent>
4102 494         <xs:extension base="tExtensibleElements">
4103 495             <xs:sequence>
4104 496                 <xs:element name="Constraints" minOccurs="0">
4105 497                     <xs:complexType>
4106 498                         <xs:sequence>
4107 499                             <xs:element name="Constraint" type="tConstraint"
4108 500                                 maxOccurs="unbounded"/>
4109 501                         </xs:sequence>
4110 502                     </xs:complexType>
4111 503                 </xs:element>
4112 504             </xs:sequence>
4113 505             <xs:attribute name="name" type="xs:string" use="required"/>
4114 506             <xs:attribute name="requirementType" type="xs:QName"
4115 507                 use="required"/>
4116 508             <xs:attribute name="lowerBound" type="xs:int" use="optional"
4117 509                 default="1"/>
4118 510             <xs:attribute name="upperBound" use="optional" default="1">
4119 511                 <xs:simpleType>
4120 512                     <xs:union>
4121 513                         <xs:simpleType>
4122 514                             <xs:restriction base="xs:nonNegativeInteger">
4123 515                                 <xs:pattern value="([1-9]+[0-9]*)"/>
4124 516                             </xs:restriction>

```

```

4125 517         </xs:simpleType>
4126 518         <xs:simpleType>
4127 519             <xs:restriction base="xs:string">
4128 520                 <xs:enumeration value="unbounded"/>
4129 521             </xs:restriction>
4130 522         </xs:simpleType>
4131 523     </xs:union>
4132 524 </xs:simpleType>
4133 525 </xs:attribute>
4134 526 </xs:extension>
4135 527 </xs:complexContent>
4136 528 </xs:complexType>
4137 529
4138 530 <xs:complexType name="tRequirement">
4139 531     <xs:complexContent>
4140 532         <xs:extension base="tEntityTemplate">
4141 533             <xs:attribute name="name" type="xs:string" use="required"/>
4142 534         </xs:extension>
4143 535     </xs:complexContent>
4144 536 </xs:complexType>
4145 537
4146 538 <xs:complexType name="tCapabilityType">
4147 539     <xs:complexContent>
4148 540         <xs:extension base="tEntityType"/>
4149 541     </xs:complexContent>
4150 542 </xs:complexType>
4151 543
4152 544 <xs:complexType name="tCapabilityDefinition">
4153 545     <xs:complexContent>
4154 546         <xs:extension base="tExtensibleElements">
4155 547             <xs:sequence>
4156 548                 <xs:element name="Constraints" minOccurs="0">
4157 549                     <xs:complexType>
4158 550                         <xs:sequence>
4159 551                             <xs:element name="Constraint" type="tConstraint"
4160 552                                 maxOccurs="unbounded"/>
4161 553                         </xs:sequence>
4162 554                     </xs:complexType>
4163 555                 </xs:element>
4164 556             </xs:sequence>
4165 557             <xs:attribute name="name" type="xs:string" use="required"/>
4166 558             <xs:attribute name="capabilityType" type="xs:QName"
4167 559                 use="required"/>
4168 560             <xs:attribute name="lowerBound" type="xs:int" use="optional"
4169 561                 default="1"/>
4170 562             <xs:attribute name="upperBound" use="optional" default="1">
4171 563                 <xs:simpleType>
4172 564                     <xs:union>
4173 565                         <xs:simpleType>
4174 566                             <xs:restriction base="xs:nonNegativeInteger">
4175 567                                 <xs:pattern value="([1-9]+[0-9]*)"/>
4176 568                             </xs:restriction>
4177 569                         </xs:simpleType>
4178 570                     </xs:union>
4179 571                 </xs:simpleType>
4180 572             <xs:attribute name="restriction" base="xs:string">
4181 573                 <xs:enumeration value="unbounded"/>
4182 574             </xs:restriction>
4183 574         </xs:simpleType>

```

```

4183 575     </xs:union>
4184 576     </xs:simpleType>
4185 577     </xs:attribute>
4186 578     </xs:extension>
4187 579     </xs:complexContent>
4188 580 </xs:complexType>
4189 581
4190 582 <xs:complexType name="tCapability">
4191 583   <xs:complexContent>
4192 584     <xs:extension base="tEntityType">
4193 585       <xs:attribute name="name" type="xs:string" use="required"/>
4194 586     </xs:extension>
4195 587   </xs:complexContent>
4196 588 </xs:complexType>
4197 589
4198 590 <xs:complexType name="tArtifactType">
4199 591   <xs:complexContent>
4200 592     <xs:extension base="tEntityType"/>
4201 593   </xs:complexContent>
4202 594 </xs:complexType>
4203 595
4204 596 <xs:complexType name="tArtifactTemplate">
4205 597   <xs:complexContent>
4206 598     <xs:extension base="tEntityTypeTemplate">
4207 599       <xs:sequence>
4208 600         <xs:element name="ArtifactReferences" minOccurs="0">
4209 601           <xs:complexType>
4210 602             <xs:sequence>
4211 603               <xs:element name="ArtifactReference" type="tArtifactReference"
4212 604                 maxOccurs="unbounded"/>
4213 605             </xs:sequence>
4214 606           </xs:complexType>
4215 607         </xs:element>
4216 608       </xs:sequence>
4217 609       <xs:attribute name="name" type="xs:string" use="optional"/>
4218 610     </xs:extension>
4219 611   </xs:complexContent>
4220 612 </xs:complexType>
4221 613
4222 614 <xs:complexType name="tDeploymentArtifacts">
4223 615   <xs:sequence>
4224 616     <xs:element name="DeploymentArtifact" type="tDeploymentArtifact"
4225 617       maxOccurs="unbounded"/>
4226 618   </xs:sequence>
4227 619 </xs:complexType>
4228 620
4229 621 <xs:complexType name="tDeploymentArtifact">
4230 622   <xs:complexContent>
4231 623     <xs:extension base="tExtensibleElements">
4232 624       <xs:attribute name="name" type="xs:string" use="required"/>
4233 625       <xs:attribute name="artifactType" type="xs:QName" use="required"/>
4234 626       <xs:attribute name="artifactRef" type="xs:QName" use="optional"/>
4235 627     </xs:extension>
4236 628   </xs:complexContent>
4237 629 </xs:complexType>
4238 630
4239 631 <xs:complexType name="tImplementationArtifacts">
4240 632   <xs:sequence>

```

```

4241 633     <xs:element name="ImplementationArtifact" maxOccurs="unbounded">
4242 634         <xs:complexType>
4243 635             <xs:complexContent>
4244 636                 <xs:extension base="tImplementationArtifact"/>
4245 637             </xs:complexContent>
4246 638         </xs:complexType>
4247 639     </xs:element>
4248 640 </xs:sequence>
4249 641 </xs:complexType>
4250 642
4251 643 <xs:complexType name="tImplementationArtifact">
4252 644     <xs:complexContent>
4253 645         <xs:extension base="tExtensibleElements">
4254 646             <xs:attribute name="interfaceName" type="xs:anyURI"
4255 647                 use="optional"/>
4256 648             <xs:attribute name="operationName" type="xs:NCName"
4257 649                 use="optional"/>
4258 650             <xs:attribute name="artifactType" type="xs:QName" use="required"/>
4259 651             <xs:attribute name="artifactRef" type="xs:QName" use="optional"/>
4260 652         </xs:extension>
4261 653     </xs:complexContent>
4262 654 </xs:complexType>
4263 655
4264 656 <xs:complexType name="tPlans">
4265 657     <xs:sequence>
4266 658         <xs:element name="Plan" type="tPlan" maxOccurs="unbounded"/>
4267 659     </xs:sequence>
4268 660     <xs:attribute name="targetNamespace" type="xs:anyURI"
4269 661         use="optional"/>
4270 662 </xs:complexType>
4271 663
4272 664 <xs:complexType name="tPlan">
4273 665     <xs:complexContent>
4274 666         <xs:extension base="tExtensibleElements">
4275 667             <xs:sequence>
4276 668                 <xs:element name="Precondition" type="tCondition" minOccurs="0"/>
4277 669                 <xs:element name="InputParameters" minOccurs="0">
4278 670                     <xs:complexType>
4279 671                         <xs:sequence>
4280 672                             <xs:element name="InputParameter" type="tParameter"
4281 673                                 maxOccurs="unbounded"/>
4282 674                         </xs:sequence>
4283 675                     </xs:complexType>
4284 676                 </xs:element>
4285 677                 <xs:element name="OutputParameters" minOccurs="0">
4286 678                     <xs:complexType>
4287 679                         <xs:sequence>
4288 680                             <xs:element name="OutputParameter" type="tParameter"
4289 681                                 maxOccurs="unbounded"/>
4290 682                         </xs:sequence>
4291 683                     </xs:complexType>
4292 684                 </xs:element>
4293 685             <xs:choice>
4294 686                 <xs:element name="PlanModel">
4295 687                     <xs:complexType>
4296 688                         <xs:sequence>
4297 689                             <xs:any namespace="##other" processContents="lax"/>
4298 690                         </xs:sequence>

```



```

4299 691         </xs:complexType>
4300 692     </xs:element>
4301 693     <xs:element name="PlanModelReference">
4302 694         <xs:complexType>
4303 695             <xs:attribute name="reference" type="xs:anyURI"
4304 696                 use="required"/>
4305 697         </xs:complexType>
4306 698     </xs:element>
4307 699 </xs:choice>
4308 700 </xs:sequence>
4309 701 <xs:attribute name="id" type="xs:ID" use="required"/>
4310 702 <xs:attribute name="name" type="xs:string" use="optional"/>
4311 703 <xs:attribute name="planType" type="xs:anyURI" use="required"/>
4312 704 <xs:attribute name="planLanguage" type="xs:anyURI" use="required"/>
4313 705 </xs:extension>
4314 706 </xs:complexContent>
4315 707 </xs:complexType>
4316 708
4317 709 <xs:complexType name="tPolicyType">
4318 710     <xs:complexContent>
4319 711         <xs:extension base="tEntityType">
4320 712             <xs:sequence>
4321 713                 <xs:element name="AppliesTo" type="tAppliesTo" minOccurs="0"/>
4322 714             </xs:sequence>
4323 715             <xs:attribute name="policyLanguage" type="xs:anyURI"
4324 716                 use="optional"/>
4325 717         </xs:extension>
4326 718     </xs:complexContent>
4327 719 </xs:complexType>
4328 720
4329 721 <xs:complexType name="tPolicyTemplate">
4330 722     <xs:complexContent>
4331 723         <xs:extension base="tEntityTemplate">
4332 724             <xs:attribute name="name" type="xs:string" use="optional"/>
4333 725         </xs:extension>
4334 726     </xs:complexContent>
4335 727 </xs:complexType>
4336 728
4337 729 <xs:complexType name="tAppliesTo">
4338 730     <xs:sequence>
4339 731         <xs:element name="NodeTypeReference" maxOccurs="unbounded">
4340 732             <xs:complexType>
4341 733                 <xs:attribute name="typeRef" type="xs:QName" use="required"/>
4342 734             </xs:complexType>
4343 735         </xs:element>
4344 736     </xs:sequence>
4345 737 </xs:complexType>
4346 738
4347 739 <xs:complexType name="tPolicy">
4348 740     <xs:complexContent>
4349 741         <xs:extension base="tExtensibleElements">
4350 742             <xs:attribute name="name" type="xs:string" use="optional"/>
4351 743             <xs:attribute name="policyType" type="xs:QName" use="required"/>
4352 744             <xs:attribute name="policyRef" type="xs:QName" use="optional"/>
4353 745         </xs:extension>
4354 746     </xs:complexContent>
4355 747 </xs:complexType>
4356 748

```

```

4357 749 <xs:complexType name="tConstraint">
4358 750   <xs:sequence>
4359 751     <xs:any namespace="##other" processContents="lax"/>
4360 752   </xs:sequence>
4361 753   <xs:attribute name="constraintType" type="xs:anyURI" use="required"/>
4362 754 </xs:complexType>
4363 755
4364 756 <xs:complexType name="tPropertyConstraint">
4365 757   <xs:complexContent>
4366 758     <xs:extension base="tConstraint">
4367 759       <xs:attribute name="property" type="xs:string" use="required"/>
4368 760     </xs:extension>
4369 761   </xs:complexContent>
4370 762 </xs:complexType>
4371 763
4372 764 <xs:complexType name="tExtensions">
4373 765   <xs:complexContent>
4374 766     <xs:extension base="tExtensibleElements">
4375 767       <xs:sequence>
4376 768         <xs:element name="Extension" type="tExtension"
4377 769           maxOccurs="unbounded"/>
4378 770       </xs:sequence>
4379 771     </xs:extension>
4380 772   </xs:complexContent>
4381 773 </xs:complexType>
4382 774
4383 775 <xs:complexType name="tExtension">
4384 776   <xs:complexContent>
4385 777     <xs:extension base="tExtensibleElements">
4386 778       <xs:attribute name="namespace" type="xs:anyURI" use="required"/>
4387 779       <xs:attribute name="mustUnderstand" type="tBoolean" use="optional"
4388 780         default="yes"/>
4389 781     </xs:extension>
4390 782   </xs:complexContent>
4391 783 </xs:complexType>
4392 784
4393 785 <xs:complexType name="tParameter">
4394 786   <xs:attribute name="name" type="xs:string" use="required"/>
4395 787   <xs:attribute name="type" type="xs:string" use="required"/>
4396 788   <xs:attribute name="required" type="tBoolean" use="optional"
4397 789     default="yes"/>
4398 790 </xs:complexType>
4399 791
4400 792 <xs:complexType name="tInterface">
4401 793   <xs:sequence>
4402 794     <xs:element name="Operation" type="tOperation"
4403 795       maxOccurs="unbounded"/>
4404 796   </xs:sequence>
4405 797   <xs:attribute name="name" type="xs:anyURI" use="required"/>
4406 798 </xs:complexType>
4407 799
4408 800 <xs:complexType name="tExportedInterface">
4409 801   <xs:sequence>
4410 802     <xs:element name="Operation" type="tExportedOperation"
4411 803       maxOccurs="unbounded"/>
4412 804   </xs:sequence>
4413 805   <xs:attribute name="name" type="xs:anyURI" use="required"/>
4414 806 </xs:complexType>

```

```

4415 807
4416 808 <xs:complexType name="tOperation">
4417 809   <xs:complexContent>
4418 810     <xs:extension base="tExtensibleElements">
4419 811       <xs:sequence>
4420 812         <xs:element name="InputParameters" minOccurs="0">
4421 813           <xs:complexType>
4422 814             <xs:sequence>
4423 815               <xs:element name="InputParameter" type="tParameter"
4424 816                 maxOccurs="unbounded"/>
4425 817             </xs:sequence>
4426 818           </xs:complexType>
4427 819         </xs:element>
4428 820         <xs:element name="OutputParameters" minOccurs="0">
4429 821           <xs:complexType>
4430 822             <xs:sequence>
4431 823               <xs:element name="OutputParameter" type="tParameter"
4432 824                 maxOccurs="unbounded"/>
4433 825             </xs:sequence>
4434 826           </xs:complexType>
4435 827         </xs:element>
4436 828       </xs:sequence>
4437 829       <xs:attribute name="name" type="xs:NCName" use="required"/>
4438 830     </xs:extension>
4439 831   </xs:complexContent>
4440 832 </xs:complexType>
4441 833
4442 834 <xs:complexType name="tExportedOperation">
4443 835   <xs:choice>
4444 836     <xs:element name="NodeOperation">
4445 837       <xs:complexType>
4446 838         <xs:attribute name="nodeRef" type="xs:IDREF" use="required"/>
4447 839         <xs:attribute name="interfaceName" type="xs:anyURI"
4448 840           use="required"/>
4449 841         <xs:attribute name="operationName" type="xs:NCName"
4450 842           use="required"/>
4451 843       </xs:complexType>
4452 844     </xs:element>
4453 845     <xs:element name="RelationshipOperation">
4454 846       <xs:complexType>
4455 847         <xs:attribute name="relationshipRef" type="xs:IDREF"
4456 848           use="required"/>
4457 849         <xs:attribute name="interfaceName" type="xs:anyURI"
4458 850           use="required"/>
4459 851         <xs:attribute name="operationName" type="xs:NCName"
4460 852           use="required"/>
4461 853       </xs:complexType>
4462 854     </xs:element>
4463 855     <xs:element name="Plan">
4464 856       <xs:complexType>
4465 857         <xs:attribute name="planRef" type="xs:IDREF" use="required"/>
4466 858       </xs:complexType>
4467 859     </xs:element>
4468 860   </xs:choice>
4469 861   <xs:attribute name="name" type="xs:NCName" use="required"/>
4470 862 </xs:complexType>
4471 863
4472 864 <xs:complexType name="tCondition">

```

```

4473 865     <xs:sequence>
4474 866     <xs:any processContents="lax" minOccurs="0" maxOccurs="unbounded"/>
4475 867     </xs:sequence>
4476 868     <xs:attribute name="expressionLanguage" type="xs:anyURI"
4477 869         use="required"/>
4478 870 </xs:complexType>
4479 871
4480 872 <xs:complexType name="tTopologyElementInstanceStates">
4481 873     <xs:sequence>
4482 874         <xs:element name="InstanceState" maxOccurs="unbounded">
4483 875             <xs:complexType>
4484 876                 <xs:attribute name="state" type="xs:anyURI" use="required"/>
4485 877             </xs:complexType>
4486 878         </xs:element>
4487 879     </xs:sequence>
4488 880 </xs:complexType>
4489 881
4490 882 <xs:complexType name="tArtifactReference">
4491 883     <xs:choice minOccurs="0" maxOccurs="unbounded">
4492 884         <xs:element name="Include">
4493 885             <xs:complexType>
4494 886                 <xs:attribute name="pattern" type="xs:string" use="required"/>
4495 887             </xs:complexType>
4496 888         </xs:element>
4497 889         <xs:element name="Exclude">
4498 890             <xs:complexType>
4499 891                 <xs:attribute name="pattern" type="xs:string" use="required"/>
4500 892             </xs:complexType>
4501 893         </xs:element>
4502 894     </xs:choice>
4503 895     <xs:attribute name="reference" type="xs:anyURI" use="required"/>
4504 896 </xs:complexType>
4505 897
4506 898 <xs:complexType name="tRequiredContainerFeatures">
4507 899     <xs:sequence>
4508 900         <xs:element name="RequiredContainerFeature"
4509 901             type="tRequiredContainerFeature" maxOccurs="unbounded"/>
4510 902     </xs:sequence>
4511 903 </xs:complexType>
4512 904
4513 905 <xs:complexType name="tRequiredContainerFeature">
4514 906     <xs:attribute name="feature" type="xs:anyURI" use="required"/>
4515 907 </xs:complexType>
4516 908
4517 909 <xs:simpleType name="tBoolean">
4518 910     <xs:restriction base="xs:string">
4519 911         <xs:enumeration value="yes"/>
4520 912         <xs:enumeration value="no"/>
4521 913     </xs:restriction>
4522 914 </xs:simpleType>
4523 915
4524 916 <xs:simpleType name="importedURI">
4525 917     <xs:restriction base="xs:anyURI"/>
4526 918 </xs:simpleType>
4527 919
4528 920 </xs:schema>

```

4529

## Appendix E. Sample

4530

This appendix contains the full sample used in this specification.

4531

### E.1 Sample Service Topology Definition

4532

```
01 <Definitions name="MyServiceTemplateDefinition"
4533 02     targetNamespace="http://www.example.com/sample">
4534 03     <Types>
4535 04         <xs:schema xmlns:xs="http://www.w3.org/2001/XMLSchema"
4536 05             elementFormDefault="qualified"
4537 06             attributeFormDefault="unqualified">
4538 07             <xs:element name="ApplicationProperties">
4539 08                 <xs:complexType>
4540 09                     <xs:sequence>
4541 10                         <xs:element name="Owner" type="xs:string"/>
4542 11                         <xs:element name="InstanceName" type="xs:string"/>
4543 12                         <xs:element name="AccountID" type="xs:string"/>
4544 13                     </xs:sequence>
4545 14                 </xs:complexType>
4546 15             </xs:element>
4547 16             <xs:element name="AppServerProperties">
4548 17                 <xs:complexType>
4549 18                     <xs:sequence>
4550 19                         <element name="HostName" type="xs:string"/>
4551 20                         <element name="IPAddress" type="xs:string"/>
4552 21                         <element name="HeapSize" type="xs:positiveInteger"/>
4553 22                         <element name="SoapPort" type="xs:positiveInteger"/>
4554 23                     </xs:sequence>
4555 24                 </xs:complexType>
4556 25             </xs:element>
4557 26         </xs:schema>
4558 27     </Types>
4559 28
4560 29     <ServiceTemplate id="MyServiceTemplate">
4561 30
4562 31         <Tags>
4563 32             <Tag name="author" value="someone@example.com"/>
4564 33         </Tags>
4565 34
4566 35         <TopologyTemplate id="SampleApplication">
4567 36
4568 37             <NodeTemplate id="MyApplication"
4569 38                 name="My Application"
4570 39                 nodeType="abc:Application">
4571 40                 <Properties>
4572 41                     <ApplicationProperties>
4573 42                         <Owner>Frank</Owner>
4574 43                         <InstanceName>Thomas' favorite application</InstanceName>
4575 44                     </ApplicationProperties>
4576 45                 </Properties>
4577 46             </NodeTemplate>
4578 47
4579 48             <NodeTemplate id="MyAppServer"
4580 49                 name="My Application Server"
```

```

4581 50         nodeType="abc:ApplicationServer"
4582 51         minInstances="0"
4583 52         maxInstances="unbounded"/>
4584 53
4585 54     <RelationshipTemplate id="MyDeploymentRelationship"
4586 55         relationshipType="abc:deployedOn">
4587 56         <SourceElement id="MyApplication"/>
4588 57         <TargetElement id="MyAppServer"/>
4589 58     </RelationshipTemplate>
4590 59
4591 60 </TopologyTemplate>
4592 61
4593 62 <Plans>
4594 63     <Plan id="DeployApplication"
4595 64         name="Sample Application Build Plan"
4596 65         planType="http://docs.oasis-
4597 66             open.org/tosca/ns/2011/12/PlanTypes/BuildPlan"
4598 67         planLanguage="http://www.omg.org/spec/BPMN/20100524/MODEL">
4599 68
4600 69         <Precondition expressionLanguage="www.example.com/text"> ?
4601 70             Run only if funding is available
4602 71         </Precondition>
4603 72
4604 73         <PlanModel>
4605 74             <process name="DeployNewApplication" id="p1">
4606 75                 <documentation>This process deploys a new instance of the
4607 76                     sample application.
4608 77                 </documentation>
4609 78
4610 79                 <task id="t1" name="CreateAccount"/>
4611 80
4612 81                 <task id="t2" name="AcquireNetworkAddresses"
4613 82                     isSequential="false"
4614 83                     loopDataInput="t2Input.LoopCounter"/>
4615 84                 <documentation>Assumption: t2 gets data of type "input"
4616 85                     as input and this data has a field names "LoopCounter"
4617 86                     that contains the actual multiplicity of the task.
4618 87                 </documentation>
4619 88
4620 89                 <task id="t3" name="DeployApplicationServer"
4621 90                     isSequential="false"
4622 91                     loopDataInput="t3Input.LoopCounter"/>
4623 92
4624 93                 <task id="t4" name="DeployApplication"
4625 94                     isSequential="false"
4626 95                     loopDataInput="t4Input.LoopCounter"/>
4627 96
4628 97                 <sequenceFlow id="s1" targetRef="t2" sourceRef="t1"/>
4629 98                 <sequenceFlow id="s2" targetRef="t3" sourceRef="t2"/>
4630 99                 <sequenceFlow id="s3" targetRef="t4" sourceRef="t3"/>
4631 100             </process>
4632 101         </PlanModel>
4633 102     </Plan>
4634 103
4635 104     <Plan id="RemoveApplication"
4636 105         planType="http://docs.oasis-
4637 106             open.org/tosca/ns/2011/12/PlanTypes/TerminationPlan"
4638 107         planLanguage="http://docs.oasis-

```

```

4639 108         open.org/wsbpel/2.0/process/executable">
4640 109         <PlanModelReference reference="prj:RemoveApp"/>
4641 110     </Plan>
4642 111 </Plans>
4643 112
4644 113 </ServiceTemplate>
4645 114
4646 115 <NodeType name="Application">
4647 116     <documentation xml:lang="EN">
4648 117         A reusable definition of a node type representing an
4649 118         application that can be deployed on application servers.
4650 119     </documentation>
4651 120     <NodeTypeProperties element="ApplicationProperties"/>
4652 121     <InstanceStates>
4653 122         <InstanceState state="http://www.example.com/started"/>
4654 123         <InstanceState state="http://www.example.com/stopped"/>
4655 124     </InstanceStates>
4656 125     <Interfaces>
4657 126         <Interface name="DeploymentInterface">
4658 127             <Operation name="DeployApplication">
4659 128                 <InputParameters>
4660 129                     <InputParamter name="InstanceName"
4661 130                         type="xs:string"/>
4662 131                     <InputParamter name="AppServerHostname"
4663 132                         type="xs:string"/>
4664 133                     <InputParamter name="ContextRoot"
4665 134                         type="xs:string"/>
4666 135                 </InputParameters>
4667 136             </Operation>
4668 137         </Interface>
4669 138     </Interfaces>
4670 139 </NodeType>
4671 140
4672 141 <NodeType name="ApplicationServer"
4673 142     targetNamespace="http://www.example.com/sample">
4674 143     <NodeTypeProperties element="AppServerProperties"/>
4675 144     <Interfaces>
4676 145         <Interface name="MyAppServerInterface">
4677 146             <Operation name="AcquireNetworkAddress"/>
4678 147             <Operation name="DeployApplicationServer"/>
4679 148         </Interface>
4680 149     </Interfaces>
4681 150 </NodeType>
4682 151
4683 152 <RelationshipType name="deployedOn">
4684 153     <documentation xml:lang="EN">
4685 154         A reusable definition of relation that expresses deployment of
4686 155         an artifact on a hosting environment.
4687 156     </documentation>
4688 157 </RelationshipType>
4689 158
4690 159 </Definitions>

```

## Appendix F. Revision History

Revision	Date	Editor	Changes Made
wd-01	2012-01-26	Thomas Spatzier	Changes for JIRA Issue TOSCA-1: Initial working draft based on input spec delivered to TOSCA TC. Copied all content from input spec and just changed namespace. Added line numbers to whole document.
wd-02	2012-02-23	Thomas Spatzier	Changes for JIRA Issue TOSCA-6: Reviewed and adapted normative statement keywords according to RFC2119.
wd-03	2012-03-06	Arvind Srinivasan, Thomas Spatzier	Changes for JIRA Issue TOSCA-10: Marked all occurrences of keywords from the TOSCA language (element and attribute names) in Courier New font.
wd-04	2012-03-22	Thomas Spatzier	Changes for JIRA Issue TOSCA-4: Changed definition of <code>NodeType Interfaces</code> element; adapted text and examples
wd-05	2012-03-30	Thomas Spatzier	Changes for JIRA Issue TOSCA-5: Changed definition of <code>NodeTemplate</code> to include <code>ImplementationArtifact</code> element; adapted text Added Acknowledgements section in Appendix
wd-06	2012-05-03	Thomas Spatzier, Derek Palma	Changes for JIRA Issue TOSCA-15: Added clarifying section about artifacts (see section 3.2); Implemented editorial changes according to OASIS staff recommendations; updated Acknowledgements section
wd-07	2012-06-15	Thomas Spatzier	Changes for JIRA Issue TOSCA-20: Added <code>abstract</code> attribute to <code>NodeType</code> for sub-issue 2; Added <code>final</code> attribute to <code>NodeType</code> for sub-issue 4; Added explanatory text on Node Type properties for sub-issue 8
wd-08	2012-06-29	Thomas Spatzier, Derek Palma	Changes for JIRA Issue TOSCA-23: Added interfaces and introduced inheritance for <code>RelationshipType</code> ; based on wd-07 Added reference to XML element and attribute naming scheme used in this spec



wd-09	2012-07-16	Thomas Spatzier	Changes for JIRA Issue TOSCA-17: Specifies the format of a CSAR file; Explained CSAR concept in the corresponding section.
wd-10	2012-07-30	Thomas Spatzier, Derek Palma	Changes for JIRA Issue TOSCA-18 and related issues: Introduced concept of Requirements and Capabilities; Restructuring of some paragraphs to improve readability
wd-11	2012-08-25	Thomas Spatzier, Derek Palma	Changes for JIRA Issue TOSCA-13: Clarifying rewording of introduction Changes for JIRA Issue TOSCA-38: Add <code>substitutableNodeType</code> attribute and <code>BoundaryDefinitions</code> to Service Template to allow for Service Template composition. Changes for JIRA Issue TOSCA-41: Add Tags to Service Template as simple means for Service Template versioning; Changes for JIRA Issue TOSCA-47: Use <code>name</code> and <code>targetNamespace</code> for uniquely identifying TOSCA types; Changes for JIRA Issue TOSCA-48 (partly): implement notational conventions in pseudo schemas
wd-12	2012-09-29	Thomas Spatzier, Derek Palma	Editorial changes for TOSCA-10: Formatting corrections according to OASIS feedback Changes for JIRA Issue TOSCA-28,29: Added Node Type Implementation (with deployment artifacts and implementation artifacts) that points to a Node Type it realizes; added Relationship Type Implementation analogously for Relationship Types Changes for JIRA Issue TOSCA-38: Added Interfaces to <code>BoundaryDefinitions</code> . Changes for JIRA Issue TOSCA-52: Removal of <code>GroupTemplate</code> Changes for JIRA Issue TOSCA-54: Clarifying rewording in section 3.5 Changes for JIRA Issue TOSCA-56: Clarifying rewording in section 2.8.2 Changes for JIRA Issue TOSCA-58: Clarifying rewording in section 13 Updated roster as of 2012-09-29

wd-13	2012-10-26	Thomas Spatzier, Derek Palma	<p>Changes for JIRA Issue TOSCA-10: More fixes to formatting and references in document according to OASIS staff comments</p> <p>Changes for JIRA Issues TOSCA-36/37: Added <code>PolicyType</code> and <code>PolicyTemplate</code> elements to allow for reusable definitions of policies.</p> <p>Changes for JIRA Issue TOSCA-57: Restructure TOSCA schema to allow for better modular definitions and separation of concerns.</p> <p>Changes for JIRA Issue TOSCA-59: Rewording to clarify overriding of deployment artifacts of Node Templates.</p> <p>Some additional minor changes in wording.</p> <p>Changes for JIRA Issue TOSCA-63: clarifying rewording</p>
wd-14	2012-11-19	Thomas Spatzier	<p>Changes for JIRA Issue TOSCA-76: Add <code>Entry-Definitions</code> property for <code>TOSCA.meta</code> file.</p> <p>Multiple general editorial fixes: Typos, namespaces and MIME types used in examples</p> <p>Fixed schema problems in <code>tPolicyTemplate</code> and <code>tPolicyType</code></p> <p>Added text to Conformance section.</p>
wd-15	2013-02-26	Thomas Spatzier	<p>Changes for JIRA Issue TOSCA-79: Handle public review comments: fixes of typos and other non-material changes like inconsistencies between the specification document and the schema in this document and the TOSCA schema</p>
wd-16	2013-04-15	Derek Palma, Thomas Spatzier	<p>Changes for JIRA Issue TOSCA-82: Non-material change on namespace name use</p> <p>Changes for JIRA Issue TOSCA-83: fix broken references in document</p>

4693