



STIXTM Version 1.2.1. Part 6: Incident

Committee Specification Draft 01 / Public Review Draft 01

06 November 2015

Specification URIs

This version:

<http://docs.oasis-open.org/cti/stix/v1.2.1/csprd01/part6-incident/stix-v1.2.1-csprd01-part6-incident.docx> (Authoritative)
<http://docs.oasis-open.org/cti/stix/v1.2.1/csprd01/part6-incident/stix-v1.2.1-csprd01-part6-incident.html>
<http://docs.oasis-open.org/cti/stix/v1.2.1/csprd01/part6-incident/stix-v1.2.1-csprd01-part6-incident.pdf>

Previous version:

N/A

Latest version:

<http://docs.oasis-open.org/cti/stix/v1.2.1/stix-v1.2.1-part6-incident.docx> (Authoritative)
<http://docs.oasis-open.org/cti/stix/v1.2.1/stix-v1.2.1-part6-incident.html>
<http://docs.oasis-open.org/cti/stix/v1.2.1/stix-v1.2.1-part6-incident.pdf>

Technical Committee:

OASIS Cyber Threat Intelligence (CTI) TC

Chair:

Richard Struse (Richard.Struse@HQ.DHS.GOV), DHS Office of Cybersecurity and Communications (CS&C)

Editors:

Sean Barnum (sbarnum@mitre.org), MITRE Corporation
Desiree Beck (dbeck@mitre.org), MITRE Corporation
Aharon Chernin (achernin@soltra.com), Soltra
Rich Piazza (rpiazza@mitre.org), MITRE Corporation

Additional artifacts:

This prose specification is one component of a Work Product that also includes:

- *STIX Version 1.2.1. Part 1: Overview.* <http://docs.oasis-open.org/cti/stix/v1.2.1/csprd01/part1-overview/stix-v1.2.1-csprd01-part1-overview.html>
- *STIX Version 1.2.1. Part 2: Common.* <http://docs.oasis-open.org/cti/stix/v1.2.1/csprd01/part2-common/stix-v1.2.1-csprd01-part2-common.html>
- *STIX Version 1.2.1. Part 3: Core.* <http://docs.oasis-open.org/cti/stix/v1.2.1/csprd01/part3-core/stix-v1.2.1-csprd01-part3-core.html>
- *STIX Version 1.2.1. Part 4: Indicator.* <http://docs.oasis-open.org/cti/stix/v1.2.1/csprd01/part4-indicator/stix-v1.2.1-csprd01-part4-indicator.html>
- *STIX Version 1.2.1. Part 5: TTP.* <http://docs.oasis-open.org/cti/stix/v1.2.1/csprd01/part5-ttp/stix-v1.2.1-csprd01-part5-ttp.html>
- *STIX Version 1.2.1. Part 6: Incident* (this document). <http://docs.oasis-open.org/cti/stix/v1.2.1/csprd01/part6-incident/stix-v1.2.1-csprd01-part6-incident.html>

- *STIX Version 1.2.1. Part 7: Threat Actor.* <http://docs.oasis-open.org/cti/stix/v1.2.1/csprd01/part7-threat-actor/stix-v1.2.1-csprd01-part7-threat-actor.html>
- *STIX Version 1.2.1. Part 8: Campaign.* <http://docs.oasis-open.org/cti/stix/v1.2.1/csprd01/part8-campaign/stix-v1.2.1-csprd01-part8-campaign.html>
- *STIX Version 1.2.1. Part 9: Course of Action.* <http://docs.oasis-open.org/cti/stix/v1.2.1/csprd01/part9-coa/stix-v1.2.1-csprd01-part9-coa.html>
- *STIX Version 1.2.1. Part 10: Exploit Target.* <http://docs.oasis-open.org/cti/stix/v1.2.1/csprd01/part10-exploit-target/stix-v1.2.1-csprd01-part10-exploit-target.html>
- *STIX Version 1.2.1. Part 11: Report.* <http://docs.oasis-open.org/cti/stix/v1.2.1/csprd01/part11-report/stix-v1.2.1-csprd01-part11-report.html>
- *STIX Version 1.2.1. Part 12: Default Extensions.* <http://docs.oasis-open.org/cti/stix/v1.2.1/csprd01/part12-extensions/stix-v1.2.1-csprd01-part12-extensions.html>
- *STIX Version 1.2.1. Part 13: Data Marking.* <http://docs.oasis-open.org/cti/stix/v1.2.1/csprd01/part13-data-marking/stix-v1.2.1-csprd01-part13-data-marking.html>
- *STIX Version 1.2.1. Part 14: Vocabularies.* <http://docs.oasis-open.org/cti/stix/v1.2.1/csprd01/part14-vocabularies/stix-v1.2.1-csprd01-part14-vocabularies.html>
- *STIX Version 1.2.1. Part 15: UML Model.* <http://docs.oasis-open.org/cti/stix/v1.2.1/csprd01/part15-uml-model/stix-v1.2.1-csprd01-part15-uml-model.html>
- UML Model Serialization: <http://docs.oasis-open.org/cti/stix/v1.2.1/csprd01/uml-model/>

Related work:

This specification replaces or supersedes:

- *STIXTM 1.2 Incident Specification (v1.2)* https://github.com/STIXProject/specifications/blob/version1.2/documents/pdf%20versions/STIX_Incident_Draft.pdf

This specification is related to:

- *CyboxTM Version 2.1.1.* Work in progress. https://www.oasis-open.org/committees/tc_home.php?wg_abbrev=cti-cybox
- *CyboxTM 2.1.* <https://cyboxproject.github.io/>

Abstract:

The Structured Threat Information Expression (STIX) is a collaborative, community-driven effort to define and develop a framework for expressing cyber threat information to enable cyber threat information sharing and cyber threat analysis. The STIX framework comprises a collection of extensible component specifications along with an overarching core specification and supporting specifications. This document serves as an overview of those specifications and defines how they are used within the broader STIX framework.

Status:

This document was last revised or approved by the OASIS Cyber Threat Intelligence (CTI) TC on the above date. The level of approval is also listed above. Check the “Latest version” location noted above for possible later revisions of this document. Any other numbered Versions and other technical work produced by the Technical Committee (TC) are listed at https://www.oasis-open.org/committees/tc_home.php?wg_abbrev=cti#technical.

TC members should send comments on this specification to the TC’s email list. Others should send comments to the TC’s public comment list, after subscribing to it by following the instructions at the “Send A Comment” button on the TC’s web page at <https://www.oasis-open.org/committees/cti/>.

For information on whether any patents have been disclosed that may be essential to implementing this specification, and any offers of patent licensing terms, please refer to the Intellectual Property Rights section of the TC’s web page (<https://www.oasis-open.org/committees/cti/ipr.php>).

Citation format:

When referencing this specification the following citation format should be used:

[STIX-v1.2.1-Incident]

STIXTM Version 1.2.1. Part 6: Incident. Edited by Sean Barnum, Desiree Beck, Aharon Chernin, and Rich Piazza. 06 November 2015. OASIS Committee Specification Draft 01 / Public Review Draft 01. <http://docs.oasis-open.org/cti/stix/v1.2.1/csprd01/part6-incident/stix-v1.2.1-csprd01-part6-incident.html>. Latest version: <http://docs.oasis-open.org/cti/stix/v1.2.1/stix-v1.2.1-part6-incident.html>.

Notices

Copyright © OASIS Open 2015. All Rights Reserved.

All capitalized terms in the following text have the meanings assigned to them in the OASIS Intellectual Property Rights Policy (the "OASIS IPR Policy"). The full [Policy](#) may be found at the OASIS website.

This document and translations of it may be copied and furnished to others, and derivative works that comment on or otherwise explain it or assist in its implementation may be prepared, copied, published, and distributed, in whole or in part, without restriction of any kind, provided that the above copyright notice and this section are included on all such copies and derivative works. However, this document itself may not be modified in any way, including by removing the copyright notice or references to OASIS, except as needed for the purpose of developing any document or deliverable produced by an OASIS Technical Committee (in which case the rules applicable to copyrights, as set forth in the OASIS IPR Policy, must be followed) or as required to translate it into languages other than English.

The limited permissions granted above are perpetual and will not be revoked by OASIS or its successors or assigns.

This document and the information contained herein is provided on an "AS IS" basis and OASIS DISCLAIMS ALL WARRANTIES, EXPRESS OR IMPLIED, INCLUDING BUT NOT LIMITED TO ANY WARRANTY THAT THE USE OF THE INFORMATION HEREIN WILL NOT INFRINGE ANY OWNERSHIP RIGHTS OR ANY IMPLIED WARRANTIES OF MERCHANTABILITY OR FITNESS FOR A PARTICULAR PURPOSE.

OASIS requests that any OASIS Party or any other party that believes it has patent claims that would necessarily be infringed by implementations of this OASIS Committee Specification or OASIS Standard, to notify OASIS TC Administrator and provide an indication of its willingness to grant patent licenses to such patent claims in a manner consistent with the IPR Mode of the OASIS Technical Committee that produced this specification.

OASIS invites any party to contact the OASIS TC Administrator if it is aware of a claim of ownership of any patent claims that would necessarily be infringed by implementations of this specification by a patent holder that is not willing to provide a license to such patent claims in a manner consistent with the IPR Mode of the OASIS Technical Committee that produced this specification. OASIS may include such claims on its website, but disclaims any obligation to do so.

OASIS takes no position regarding the validity or scope of any intellectual property or other rights that might be claimed to pertain to the implementation or use of the technology described in this document or the extent to which any license under such rights might or might not be available; neither does it represent that it has made any effort to identify any such rights. Information on OASIS' procedures with respect to rights in any document or deliverable produced by an OASIS Technical Committee can be found on the OASIS website. Copies of claims of rights made available for publication and any assurances of licenses to be made available, or the result of an attempt made to obtain a general license or permission for the use of such proprietary rights by implementers or users of this OASIS Committee Specification or OASIS Standard, can be obtained from the OASIS TC Administrator. OASIS makes no representation that any information or list of intellectual property rights will at any time be complete, or that any claims in such list are, in fact, Essential Claims.

The name "OASIS" is a trademark of [OASIS](#), the owner and developer of this specification, and should be used only to refer to the organization and its official outputs. OASIS welcomes reference to, and implementation and use of, specifications, while reserving the right to enforce its marks against misleading uses. Please see <https://www.oasis-open.org/policies-guidelines/trademark> for above guidance.

Portions copyright © United States Government 2012-2015. All Rights Reserved.

STIX[™], TAXII[™], AND CybOX[™] (STANDARD OR STANDARDS) AND THEIR COMPONENT PARTS ARE PROVIDED "AS IS" WITHOUT ANY WARRANTY OF ANY KIND, EITHER EXPRESSED, IMPLIED, OR STATUTORY, INCLUDING, BUT NOT LIMITED TO, ANY WARRANTY THAT THESE STANDARDS OR ANY OF THEIR COMPONENT PARTS WILL CONFORM TO SPECIFICATIONS, ANY

IMPLIED WARRANTIES OF MERCHANTABILITY, FITNESS FOR A PARTICULAR PURPOSE, OR FREEDOM FROM INFRINGEMENT, ANY WARRANTY THAT THE STANDARDS OR THEIR COMPONENT PARTS WILL BE ERROR FREE, OR ANY WARRANTY THAT THE DOCUMENTATION, IF PROVIDED, WILL CONFORM TO THE STANDARDS OR THEIR COMPONENT PARTS. IN NO EVENT SHALL THE UNITED STATES GOVERNMENT OR ITS CONTRACTORS OR SUBCONTRACTORS BE LIABLE FOR ANY DAMAGES, INCLUDING, BUT NOT LIMITED TO, DIRECT, INDIRECT, SPECIAL OR CONSEQUENTIAL DAMAGES, ARISING OUT OF, RESULTING FROM, OR IN ANY WAY CONNECTED WITH THESE STANDARDS OR THEIR COMPONENT PARTS OR ANY PROVIDED DOCUMENTATION, WHETHER OR NOT BASED UPON WARRANTY, CONTRACT, TORT, OR OTHERWISE, WHETHER OR NOT INJURY WAS SUSTAINED BY PERSONS OR PROPERTY OR OTHERWISE, AND WHETHER OR NOT LOSS WAS SUSTAINED FROM, OR AROSE OUT OF THE RESULTS OF, OR USE OF, THE STANDARDS, THEIR COMPONENT PARTS, AND ANY PROVIDED DOCUMENTATION. THE UNITED STATES GOVERNMENT DISCLAIMS ALL WARRANTIES AND LIABILITIES REGARDING THE STANDARDS OR THEIR COMPONENT PARTS ATTRIBUTABLE TO ANY THIRD PARTY, IF PRESENT IN THE STANDARDS OR THEIR COMPONENT PARTS AND DISTRIBUTES IT OR THEM "AS IS."

Table of Contents

1	Introduction	7
1.1	STIX [™] Specification Documents	7
1.2	Document Conventions	8
1.2.1	Fonts.....	8
1.2.2	UML Package References	8
1.2.3	UML Diagrams.....	9
1.2.4	Property Table Notation	10
1.2.5	Property and Class Descriptions	10
1.3	Terminology	11
1.4	Normative References	11
2	Background	12
2.1	Incident-Related Component Data Models.....	12
3	STIX [™] Incident Data Model.....	14
3.1	IncidentVersionType Enumeration	20
3.2	ExternalIDType Class	20
3.3	TimeType Class	21
3.4	CategoriesType Class	22
3.5	AffectedAssetsType Class.....	22
3.5.1	AffectedAssetType Class	23
3.5.2	NatureOfSecurityEffectType Class	26
3.6	ImpactAssessmentType Class	29
3.6.1	DirectImpactSummaryType Class.....	32
3.6.2	IndirectImpactSummaryType Class	34
3.6.3	TotalLossEstimationType Class	35
3.6.4	EffectsType Class	36
3.6.5	ExternalImpactAssessmentModelType Class	37
3.7	RelatedIndicatorsType Class.....	37
3.8	RelatedObservablesType Class	38
3.9	LeveragedTTPsType Class	39
3.10	AttributedThreatActorsType Class.....	40
3.11	RelatedIncidentsType Class	41
3.12	COATakenType Class and COARequestedType Class	42
3.12.1	ContributorsType Class.....	43
3.12.2	COATimeType Class.....	44
3.13	HistoryType Class.....	44
3.13.1	HistoryItemType Class	45
4	Conformance	47
	Appendix A. Acknowledgments	48
	Appendix B. Revision History.....	50

1 Introduction

[All text is normative unless otherwise labeled]

The Structured Threat Information Expression (STIX[™]) framework defines nine top-level component data models: Observable¹, Indicator, Incident, TTP, ExploitTarget, CourseOfAction, Campaign, ThreatActor, and Report. This document serves as the specification for the STIX Incident data model.

As defined within the STIX language, an Incident construct captures discrete instances of a specific set of observed events or properties affecting an organization. More specifically, an Incident consists of properties such as observables, the parties involved, assets affected, impact assessment, leveraged TTPs, attributed threat actors, intended effects, nature of compromise, courses of action requested or taken, confidence in characterization, handling guidance, log of actions taken and source information.

In Section 1.1 we discuss additional specification documents, in Section 1.2 we provide document conventions, and in Section 1.3 we provide terminology. References are given in Section 1.4. In Section 2, we give background information to help the reader better understand the specification details that are provided later in the document. We present the Incident data model specification details in Section 3 and conformance information in Section 4.

1.1 STIX[™] Specification Documents

The STIX specification consists of a formal UML model and a set of textual specification documents that explain the UML model. Specification documents have been written for each of the key individual data models that compose the full STIX UML model.

The [STIX Version 1.2.1 Part 1: Overview](#) document provides a comprehensive overview of the full set of STIX data models, which in addition to the nine top-level component data models mentioned in the Introduction, includes a core data model, a common data model, a cross-cutting data marking data model, various extension data models, and a set of default controlled vocabularies. [STIX Version 1.2.1 Part 1: Overview](#) also summarizes the relationship of STIX to other languages, and outlines general STIX data model conventions.

Figure 1-1 illustrates the [set of specification documents](#) are available. The color black is used to indicate the specification overview document, altered shading differentiates the overarching Core and Common data models from the supporting data models (vocabularies, data marking and default extensions), and the color white indicates the component data models. The solid grey color denotes the overall STIX Language UML model. This Incident specification document is highlighted in its associated color (see Section 1.2.3.3). For a list of all STIX documents and related information sources, please see [STIX Version 1.2.1 Part 1: Overview](#).



Figure 1-1. STIXTM Language v1.2.1 specification documents

1.2 Document Conventions

The following conventions are used in this document.

1.2.1 Fonts

The following font and font style conventions are used in the document:

- Capitalization is used for STIX high level concepts, which are defined in [STIX Version 1.2.1 Part 1: Overview](#).

Examples: Incident, Course of Action, Threat Actor

- The Courier New font is used for writing UML objects.

Examples: RelatedIncidentsType, stixCommon:StatementType

Note that all high level concepts have a corresponding UML object. For example, the Course of Action high level concept is associated with a UML class named, CourseOfActionType.

- The *'italic'* font (with single quotes) is used for noting actual, explicit values for STIX Language properties. The *italic* font (without quotes) is used for noting example values.

Example: *'PackageIntentVocab-1.0'*, *high*, *medium*, *low*.

1.2.2 UML Package References

Each STIX data model is captured in a different UML package (e.g., Core package, Campaign package, etc.) where the packages together compose the full STIX UML model. To refer to a particular class of a specific package, we use the format `package_prefix:class`, where `package_prefix` corresponds to the appropriate UML package. [STIX Version 1.2.1 Part 1: Overview](#) contains a list of the packages used by the Incident data model along with the associated prefix notations, descriptions, examples.

Note that in this specification document, we do not explicitly specify the package prefix for any classes that originate from the Incident data model.

1.2.3 UML Diagrams

This specification makes use of UML diagrams to visually depict relationships between STIX Language constructs. Note that the diagrams have been extracted directly from the full UML model for STIX; they have not been constructed purely for inclusion in the specification documents. Typically, diagrams are included for the primary class of a data model, and for any other class where the visualization of its relationships between other classes would be useful. This implies that there will be very few diagrams for classes whose only properties are either a data type or a class from the STIX Common data model. Other diagrams that are included correspond to classes that specialize a superclass and abstract or generalized classes that are extended by one or more subclasses.

In UML diagrams, classes are often presented with their attributes elided, to avoid clutter. The fully described class can usually be found in a related diagram. A class presented with an empty section at the bottom of the icon indicates that there are no attributes other than those that are visualized using associations.







1.2.3.1 Class Properties

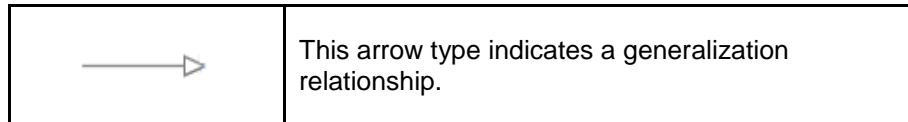
Generally, a class property can be shown in a UML diagram as either an attribute or an association (i.e., the distinction between attributes and associations is somewhat subjective). In order to make the size of UML diagrams in the specifications manageable, we have chosen to capture most properties as attributes and to capture only higher level properties as associations, especially in the main top-level component diagrams. In particular, we will always capture properties of UML data types as attributes. For example, properties of a class that are identifiers, titles, and timestamps will be represented as attributes.

1.2.3.2 Diagram Icons and Arrow Types

Diagram icons are used in a UML diagram to indicate whether a shape is a class, enumeration or data type, and decorative icons are used to indicate whether an element is an attribute of a class or an enumeration literal. In addition, two different arrow styles indicate either a directed association relationship (regular arrowhead) or a generalization relationship (triangle-shaped arrowhead). The icons and arrow styles we use are shown and described in [Table 1-1](#).

Table 1-1. UML diagram icons

Icon	Description
	This diagram icon indicates a class. If the name is in italics, it is an abstract class.
	This diagram icon indicates an enumeration.
	This diagram icon indicates a data type.
	This decorator icon indicates an attribute of a class. The green circle means its visibility is public. If the circle is red or yellow, it means its visibility is private or protected.
	This decorator icon indicates an enumeration literal.
	This arrow type indicates a directed association relationship.



1.2.3.3 Color Coding

The shapes of the UML diagrams are color coded to indicate the data model associated with a class. The colors used in the Incident specification are illustrated via exemplars in [Figure 1-2](#).



Figure 1-2. Data model color coding

1.2.4 Property Table Notation

Throughout Section 3, tables are used to describe the properties of each data model class. Each property table consists of a column of names to identify the property, a type column to reflect the datatype of the property, a multiplicity column to reflect the allowed number of occurrences of the property, and a description column that describes the property. Package prefixes are provided for classes outside of the Indicator data model (see Section 1.2.2).

Note that if a class is a specialization of a superclass, only the properties that constitute the specialization are shown in the property table (i.e., properties of the superclass will not be shown). However, details of the superclass may be shown in the UML diagram.

In addition, properties that are part of a “choice” relationship (e.g., Prop1 OR Prop2 is used but not both) will be denoted by a unique letter subscript (e.g., API_Call_A, Code_B) and single logic expression in the Multiplicity column. For example, if there is a choice of property API_Call_A and Code_B, the expression “A(1)|B(0..1)” will indicate that the API_Call property can be chosen with multiplicity 1 or the Code property can be chosen with multiplicity 0 or 1.

1.2.5 Property and Class Descriptions

Each class and property defined in STIX is described using the format, “The X property verb Y.” For example, in the specification for the STIX Indicator, we write, “The id property specifies a globally unique identifier for the kill chain instance.” In fact, the verb “specifies” could have been replaced by any number of alternatives: “defines,” “describes,” “contains,” “references,” etc.

However, we thought that using a wide variety of verb phrases might confuse a reader of a specification document because the meaning of each verb could be interpreted slightly differently. On the other hand, we didn’t want to use a single, generic verb, such as “describes,” because although the different verb choices may or may not be meaningful from an implementation standpoint, a distinction could be useful to those interested in the modeling aspect of STIX.

Consequently, we have chosen to use the three verbs, defined as follows, in class and property descriptions:

Verb	STIX Definition
<u>captures</u>	Used to record and preserve information without implying anything about the structure of a class or property. Often used for properties that encompass general content. This is the least precise of the three verbs.
	<p><i>Examples:</i></p> <p>The <code>Source</code> property characterizes the source of the sighting information. Examples of details <u>captured</u> include identifying characteristics, time-related attributes, and a list of the tools used to collect the information.</p> <p>The <code>Description</code> property <u>captures</u> a textual description of the Indicator.</p>
<u>characterizes</u>	Describes the distinctive nature or features of a class or property. Often used to describe classes and properties that themselves comprise one or more other properties.
	<p><i>Examples:</i></p> <p>The <code>Confidence</code> property <u>characterizes</u> the level of confidence in the accuracy of the overall content captured in the Incident.</p> <p>The <code>ActivityType</code> class <u>characterizes</u> basic information about an activity a defender might use in response to a Campaign.</p>
<u>specifies</u>	Used to clearly and precisely identify particular instances or values associated with a property. Often used for properties that are defined by a controlled vocabulary or enumeration; typically used for properties that take on only a single value.
	<p><i>Example:</i></p> <p>The <code>version</code> property <u>specifies</u> the version identifier of the STIX Campaign data model used to capture the information associated with the Campaign.</p>

1.3 Terminology

The key words “MUST”, “MUST NOT”, “REQUIRED”, “SHALL”, “SHALL NOT”, “SHOULD”, “SHOULD NOT”, “RECOMMENDED”, “MAY”, and “OPTIONAL” in this document are to be interpreted as described in [RFC2119].

1.4 Normative References

- [RFC2119] Bradner, S., “Key words for use in RFCs to Indicate Requirement Levels”, BCP 14, RFC 2119, March 1997. <http://www.ietf.org/rfc/rfc2119.txt>.

2 Background

In this section, we provide high level information about the Incident data model that is necessary to fully understand the Incident data model specification details given in Section 3.

2.1 Incident-Related Component Data Models

As will be explicitly detailed in Section 3, a STIX Incident leverages five other top-level STIX constructs, namely Course of Action, Indicator, Threat Actor, Observable (as defined with the [CybOX Language](#)) and TTP (as indicated by the outward-oriented arrows). As stated in Section 1.1, each of these components is defined in a separate specification document. [Figure 2-1](#) illustrates the relationship between the Incident and the other core constructs.

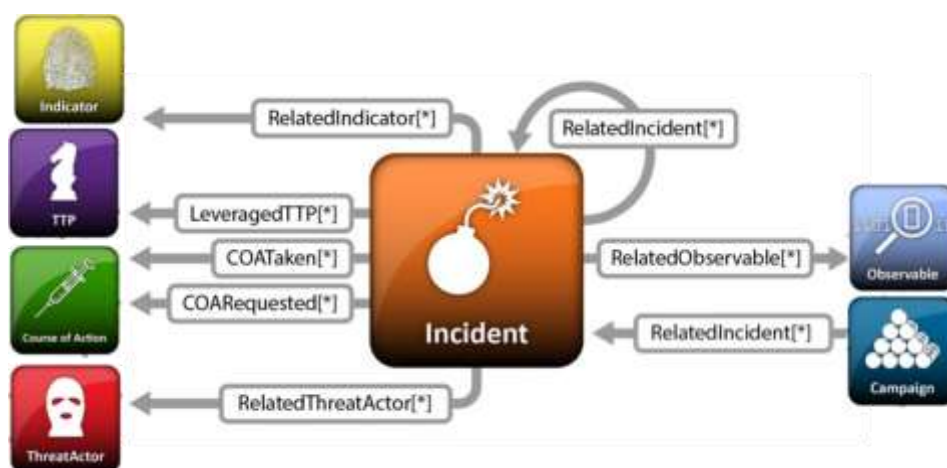


Figure 2-1. Highlevel view of the Incident data model

In this section, we give a high level summary of the relationship between the Incident data model and the other components to which an Incident may refer. We also make note of the fact that the Incident data model can be self-referential. Other relationships shown in the diagram are defined in the specification of the component that they originate from.

- **Course of Action**

A STIX Course of Action (COA) is used to convey information about courses of action that may be taken either in response to an attack or as a preventative measure prior to an attack. A Course of Action component captures a variety of information such as the Course of Action's objective, likely impact, efficacy, and cost. Please see [STIX Version 1.2.1 Part 9: Course of Action](#) for details.

The Incident data model references the Course of Action data model as a means to identify Courses of Action requested by the incident responders or Courses of Action that were actually taken in the process of responding to the Incident.

- **Incident**

The Incident data model is self-referential, enabling one Incident to reference other Incidents that are asserted to be related. Self-referential relationships between Incidents may indicate general associativity or can be used to indicate relationships between different versions of the same Incident.

- **Indicator**

A STIX Indicator conveys specific Observable patterns combined with contextual information intended to represent artifacts and/or behaviors of interest within a cyber security context. Please see [STIX Version 1.2.1 Part 4: Indicator](#) for details.

The Incident data model leverages the Indicator data model to specify indicators relevant to the Incident whether they were the triggers that initiated the incident response or they are a result of the incident investigation analysis and may be of value in detecting the adversary TTPs leveraged in the incident.

- **Observable**

A STIX Observable (as defined with the [CybOX Language](#)) represents stateful properties or measurable events pertinent to the operation of computers and networks. Implicit in this is a practical need for descriptive capability of two forms of observables: “observable instances” and “observable patterns.” Observable instances represent actual specific observations that took place in the cyber domain. The property details of this observation are specific and unambiguous. Observable patterns represent conditions for a potential observation that may occur in the future or may have already occurred and exists in a body of observable instances. These conditions may be anything from very specific concrete patterns that would match very specific observable instances to more abstract generalized patterns that have the potential to match against a broad range of potential observable instances.

The Incident data model leverages the Observable data model to specify the observable instances that were observed in relation to the Incident.

- **Tactics, Techniques and Procedures (TTP)**

A STIX Tactics, Techniques, and Procedures (TTP) is used to represent the behavior or modus operandi of cyber adversaries. Please see [STIX Version 1.2.1 Part 5: TTP](#) for details.

The Incident data model references the TTP data model as a means to identify sets of specific TTPs that are asserted as having been leveraged in the Incident.

- **Threat Actor**

A STIX Threat Actor is a characterization of a malicious actor (i.e., adversary) that represents a cyber attack threat. A variety of information can be captured in a Threat Actor construct, including identity, motivations, intended effect, and sophistication level. Please see [STIX Version 1.2.1 Part 7: Threat Actor](#) for details.

The Incident data model references the Threat Actor data model as a means to characterize the Threat Actors that have been attributed to the Incident.

3 STIXTM Incident Data Model

The primary class of the STIX Incident package is the `IncidentType` class, which characterizes a cyber threat Incident made up of sets of related security events affecting an organization, investigatory details of timing and personnel, as well as other characterizing information discovered or decisions reached during an incident response investigation. Similar to the primary classes of all of the component data models in STIX, the `IncidentType` class extends a base class defined in the STIX Common data model; more specifically, it specializes the `IncidentBaseType` base class, which provides the essential identifier (`id`) and identifier reference (`idref`) properties.

The relationship between the `IncidentType` class and the `IncidentBaseType` base class, as well as the properties of the `IncidentType` class, are illustrated in the UML diagram given in [Figure 3-1](#).

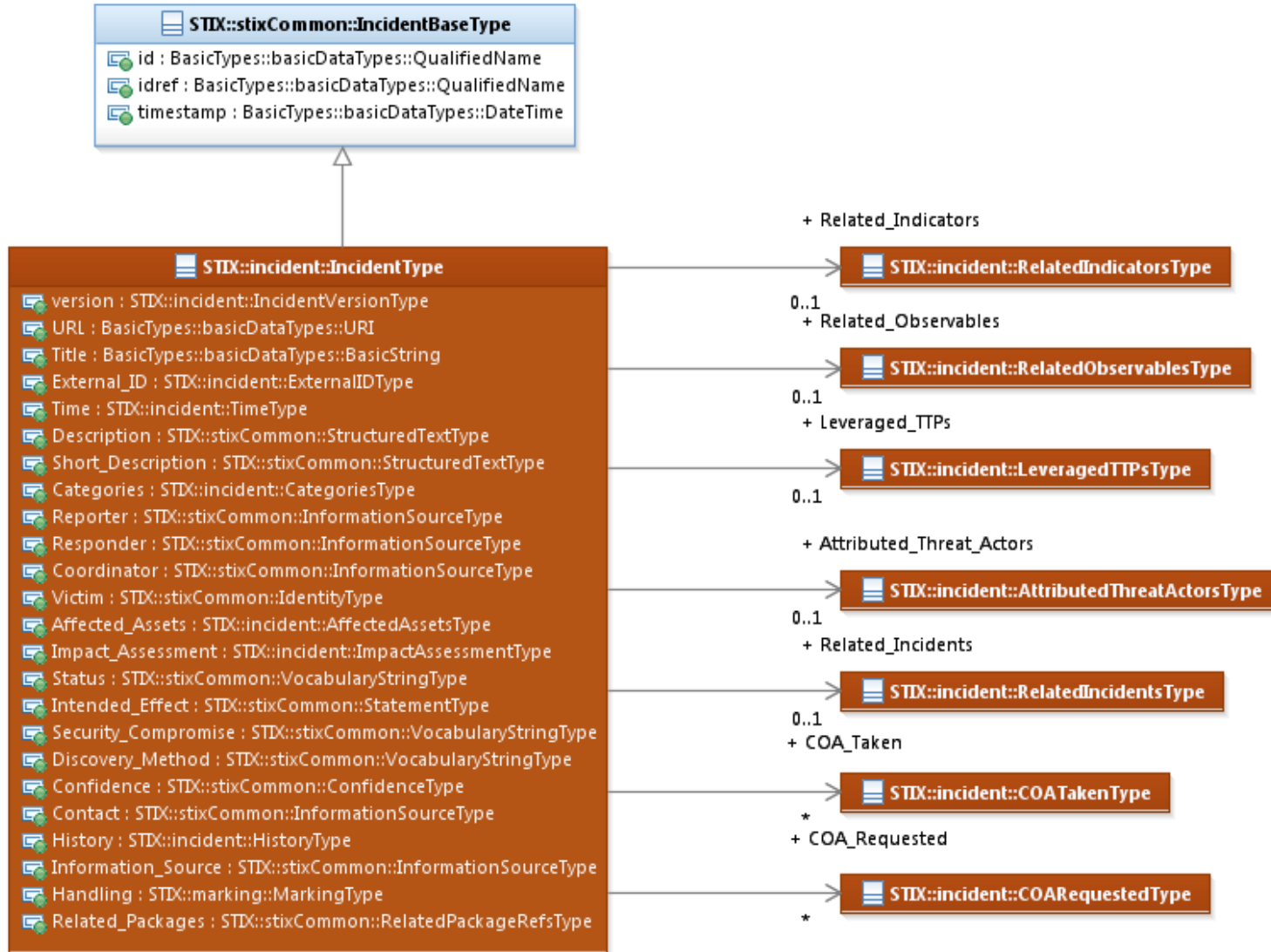


Figure 3-1. UML diagram of the *IncidentType* class

The property table, which includes property descriptions and corresponds to the UML diagram above, is given in [Table 3-1](#).

All classes defined in the Incident data model are described in detail in Sections 3.1 through 3.13. Details are not provided for classes defined in non-Incident data models; instead, the reader is referred to the corresponding data model specification as indicated by the package prefix specified in the Type column of the table.

Table 3-1. Properties of the *IncidentType* class

Name	Type	Multiplicity	Documentation
version	<code>IncidentVersionType</code>	0..1	The <code>version</code> property specifies the version identifier of the STIX Incident data model for STIX v1.2.1 used to capture the information associated with the Incident.
URL	<code>basicDataTypes:URI</code>	0..1	The <code>URL</code> property specifies a URL referencing the location for an external representation of the Incident (e.g. in an incident tracking system).
Title	<code>basicDataTypes:</code> <code>BasicString</code>	0..1	The <code>Title</code> property provides a simple title for the Incident and reflects what the producer thinks the Incident as a whole should be called. Titles are typically used by humans to reference a particular Incident; however, titles are not meant to be used for correlation.
External_ID	<code>ExternalIDType</code>	0..*	The <code>External_ID</code> property captures an identifier for the Incident managed in an external non-STIX system.
Time	<code>TimeType</code>	0..1	The <code>Time</code> property specifies a variety of time values associated with the Incident (e.g., the time the Incident was officially opened).
Description	<code>stixCommon:</code> <code>StructuredTextType</code>	0..*	The <code>Description</code> property captures a textual description of the Incident. Any length is permitted. Optional formatting is supported via the <code>structuring_format</code> property of the <code>StructuredTextType</code> class.
Short_Description	<code>stixCommon:</code> <code>StructuredTextType</code>	0..*	The <code>Short_Description</code> property captures a short textual description of the Incident. This property is secondary and should only be used if the <code>Description</code> property is already populated and another, shorter description is available.
Categories	<code>CategoriesType</code>	0..1	The <code>Categories</code> property specifies a set of categorization labels for the Incident.

Reporter	<code>stixCommon:</code> <code>InformationSourceType</code>	0..1	The <code>Reporter</code> property characterizes the entity that reported the Incident.
Responder	<code>stixCommon:</code> <code>InformationSourceType</code>	0..*	The <code>Responder</code> property characterizes the entity playing the role of the responder for the Incident.
Coordinator	<code>stixCommon:</code> <code>InformationSourceType</code>	0..*	The <code>Coordinator</code> property characterizes the entity playing the role of coordinator for the Incident.
Victim	<code>stixCommon:</code> <code>IdentityType</code>	0..*	The <code>Victim</code> property characterizes information about a victim of the Incident. For situations calling for more than a simple name, the underlying class may be extended using a more complete structure such as the <code>CIQIdentity3.0InstanceType</code> subclass as defined in STIX Version 1.2.1 Part 12: Default Extensions .
Affected_Assets	<code>AffectedAssetsType</code>	0..1	The <code>Affected_Assets</code> property characterizes the assets affected during the Incident.
Impact_Assessment	<code>ImpactAssessmentType</code>	0..1	The <code>Impact_Assessment</code> property characterizes an assessment of impact for the Incident.
Status	<code>stixCommon:</code> <code>VocabularyStringType</code>	0..1	The <code>Status</code> property specifies the state or disposition of the Incident. Examples of potential statuses are <i>new</i> , <i>open</i> , and <i>closed</i> (these specific values are only provided to help explain the property: they are neither recommended values nor necessarily part of any existing vocabulary). The content creator may choose any arbitrary value or may constrain the set of possible values by referencing an externally-defined vocabulary or leveraging a formally defined vocabulary extending from the <code>stixCommon:ControlledVocabularyStringType</code> class. The STIX default vocabulary class for use in the <code>Status</code> property is <i>'IncidentStatusVocab-1.0'</i> .
Related_Indicators	<code>RelatedIndicatorsType</code>	0..1	The <code>Related_Indicators</code> property specifies a set of one or more other Indicators relevant to the Incident whether they were the triggers that initiated the incident response or they are a result of the incident investigation analysis and may be of value in detecting the adversary TTPs leveraged in the incident.

Related_Observables	RelatedObservablesType	0..1	The <code>Related_Observables</code> property specifies a set of one or more observable instances that were observed in relation to the Incident.
Leveraged_TTPs	LeveragedTTPsType	0..1	The <code>Leveraged_TTPs</code> property specifies a set of one or more TTPs that are asserted as having been leveraged in the Incident.
Attributed_Threat_Actors	AttributedThreatActorsType	0..1	The <code>Attributed_Threat_Actors</code> property specifies a set of one or more other Threat Actors that have been attributed to the Incident.
Intended_Effect	stixCommon: StatementType	0..*	The <code>Intended_Effect</code> property characterizes the suspected intended effect of the Incident, which includes a <code>Value</code> property that specifies the type of the effect. Examples of potential types include <i>theft</i> , <i>disruption</i> , and <i>unauthorized access</i> (these specific values are only provided to help explain the <code>Value</code> property: they are neither recommended values nor necessarily part of any existing vocabulary). The content creator may choose any arbitrary value or may constrain the set of possible values by referencing an externally-defined vocabulary or leveraging a formally defined vocabulary extending from the <code>stixCommon:ControlledVocabularyStringType</code> class. The STIX default vocabulary class for use in the <code>Value</code> property is ' <i>IntendedEffectVocab-1.0</i> ' (which is different than the default vocabulary provided for the <code>StatementType</code> class).
Security_Compromise	stixCommon: VocabularyStringType	0..1	The <code>Security_Compromise</code> property specifies an assertion of whether the Incident involved a compromise of security properties (e.g. confidentiality). Examples of potential assertions are <i>yes</i> , <i>no</i> , and <i>suspected</i> (these specific values are only provided to help explain the property: they are neither recommended values nor necessarily part of any existing vocabulary). The content creator may choose any arbitrary value or may constrain the set of possible values by referencing an externally-defined vocabulary or leveraging a formally defined vocabulary extending from the <code>stixCommon:ControlledVocabularyStringType</code> class. The STIX default vocabulary class for use in the property is ' <i>SecurityCompromiseVocab-1.0</i> '.

Discovery_Method	stixCommon: VocabularyStringType	0..*	The <code>Discovery_Method</code> property specifies the method by which the Incident was discovered. Examples of potential methods are <i>audit</i> , <i>NIDS</i> , and <i>user</i> (these specific values are only provided to help explain the property; they are neither recommended values nor necessarily part of any existing vocabulary). The content creator may choose any arbitrary value or may constrain the set of possible values by referencing an externally-defined vocabulary or leveraging a formally defined vocabulary extending from the <code>stixCommon:ControlledVocabularyStringType</code> class. The STIX default vocabulary class for use in the property is <i>'DiscoveryMethodVocab-2.0'</i> .
Related_Incidents	RelatedIncidentsType	0..1	The <code>Related_Incidents</code> property specifies a set of one or more Incidents related to this Incident.
COA_Requested	COARequestedType	0..*	The <code>COA_Requested</code> property specifies one or more Courses of Action for the Incident requested by the incident responders. This property is distinct from the <code>COA_Taken</code> property due to the fact that while incident responders often have rich context for requesting particular courses of action, the authority to actually implement a course of action typically lies with other parties.
COA_Taken	COATakenType	0..*	The <code>COA_Taken</code> property specifies a Course of Action taken for the Incident. This property is distinct from the <code>COA_Requested</code> property due to the fact that while incident responders often have rich context for requesting particular courses of action, the authority to actually implement a course of action typically lies with other parties.
Confidence	stixCommon: ConfidenceType	0..1	The <code>Confidence</code> property characterizes the level of confidence in the accuracy of the overall content captured in the Incident.
Contact	stixCommon: InformationSourceType	0..*	The <code>Contact</code> property characterizes a point of contact for the organizations and personnel involved in the Incident.
History	HistoryType	0..1	The <code>History</code> property captures a log of events or actions taken during the handling of the Incident.

Information_Source	stixCommon: InformationSourceType	0..1	The <code>Information_Source</code> property characterizes the source of the Incident information. Examples of details captured include identifying characteristics, time-related attributes, and a list of tools used to collect the information.
Handling	marking:MarkingType	0..1	The <code>Handling</code> property specifies the appropriate data handling markings for the properties of this Incident. The marking scope is limited to the Incident and the content it contains. Note that data handling markings can also be specified at a higher level.
Related_Packages	stixCommon: RelatedPackageRefsType	0..1	The <code>Related_Packages</code> property specifies a set of one or more STIX Packages that are related to the Incident.

3.1 IncidentVersionType Enumeration

The `IncidentVersionType` enumeration is an inventory of all versions of the Incident data model for STIX Version 1.2.1. The enumeration literals are given in [Table 3-2](#).

Table 3-2. Literals of the `IncidentVersionType` enumeration

Enumeration Literal	Description
stix-1.2.1	Incident data model for STIX v1.2.1

3.2 ExternalIDType Class

The `ExternalIDType` provides a reference to an ID of an incident in a remote system.

The properties of the `ExternalIDType` class are given in [Table 3-3](#).

Table 3-3. Properties of the `ExternalIDType` class

Name	Type	Multiplicity	Description
source	basicDataTypes: NoEmbeddedQuotesString	0..1	The <code>source</code> property specifies the source of the External ID.

3.3 TimeType Class

The `TimeType` class characterizes key time points of interest for the Incident.

The properties of the `TimeType` class are given in [Table 3-4](#).

As specified in [STIX Version 1.2.1 Part 2: Common](#), all timestamps specified using the `stixCommon:DateTimeWithPrecisionType` SHOULD include a specification of the time zone. In addition to specifying a date and time, the `Date_Time` property may also capture a `precision` property to specify the granularity with which the time should be considered, as specified by the `DateTimePrecisionEnum` enumeration (e.g., 'hour', 'minute'). If omitted, the default precision is 'second.' Digits in a timestamp that are beyond the specified precision SHOULD be zeroed out.

Table 3-4. Properties of the `TimeType` class

Name	Type	Multiplicity	Description
First_Malicious_Action	<code>stixCommon:</code> <code>DateTimeWithPrecisionType</code>	0..1	The <code>First_Malicious_Action</code> property specifies the time that the first malicious action related to the Incident occurred.
Initial_Compromise	<code>stixCommon:</code> <code>DateTimeWithPrecisionType</code>	0..1	The <code>Initial_Compromise</code> property specifies the time that the initial compromise occurred for the Incident.
First_Data_Exfiltration	<code>stixCommon:</code> <code>DateTimeWithPrecisionType</code>	0..1	The <code>First_Data_Exfiltration</code> property specifies the first time at which non-public data was taken from the victim environment.
Incident_Discovery	<code>stixCommon:</code> <code>DateTimeWithPrecisionType</code>	0..1	The <code>Incident_Discovery</code> property specifies the first time at which the organization learned the Incident had occurred.
Incident_Opened	<code>stixCommon:</code> <code>DateTimeWithPrecisionType</code>	0..1	The <code>Incident_Opened</code> property specifies the time at which the Incident was officially opened.
Containment_Achieved	<code>stixCommon:</code> <code>DateTimeWithPrecisionType</code>	0..1	The <code>Containment_Achieved</code> property specifies the first time at which the Incident is contained (e.g., the “bleeding is stopped”).
Restoration_Achieved	<code>stixCommon:</code> <code>DateTimeWithPrecisionType</code>	0..1	The <code>Restoration_Achieved</code> property specifies the first time at which the incident's assets are restored (e.g., fully functional).
Incident_Reported	<code>stixCommon:</code>	0..1	The <code>Incident_Reported</code> property specifies the time at which the Incident was reported.

	<code>DateTimeWithPrecisionType</code>		
Incident_Closed	<code>stixCommon:</code> <code>DateTimeWithPrecisionType</code>	0..1	The <code>Incident_Closed</code> property specifies the time at which the Incident was officially closed.

3.4 CategoriesType Class

The `CategoriesType` class specifies one or more category labels for the Incident.

The properties of the `TimeType` class are given in [Table 3-5](#).

Table 3-5. Properties of the `CategoriesType` class

Name	Type	Multiplicity	Description
Category	<code>stixCommon:</code> <code>VocabularyStringType</code>	1..*	The <code>Category</code> property specifies a category label for the Incident. Examples of potential categories are <i>denial of service</i> , <i>improper usage</i> , and <i>scan</i> (these specific values are only provided to help explain the property: they are neither recommended values nor necessarily part of any existing vocabulary). The content creator may choose any arbitrary value or may constrain the set of possible values by referencing an externally-defined vocabulary or leveraging a formally defined vocabulary extending from the <code>stixCommon:ControlledVocabularyStringType</code> class. The STIX default vocabulary class for use in the property is ' <i>IncidentCategoryVocab-1.0</i> '.

3.5 AffectedAssetsType Class

The `AffectedAssetsType` class specifies a list of one or more assets affected during the Incident.

The UML diagram corresponding to the `AffectedAssetsType` class is shown in [Figure 3-2](#).



Figure 3-2. UML diagram of *AffectedAssetsType* class

The property table given in [Table 3-6](#) corresponds to the UML diagram shown in [Figure 3-2](#).

Table 3-6. Properties of the *AffectedAssetsType* class

Name	Type	Multiplicity	Description
Affected_Asset	AffectedAssetType	0..*	The <i>Affected_Asset</i> property characterizes a particular asset affected during the Incident.

3.5.1 AffectedAssetType Class

The *AffectedAssetType* class characterizes various aspects of the asset negatively impacted by the Incident.

The UML diagram corresponding to the *AffectedAssetsType* class is shown in [Figure 3-3](#).

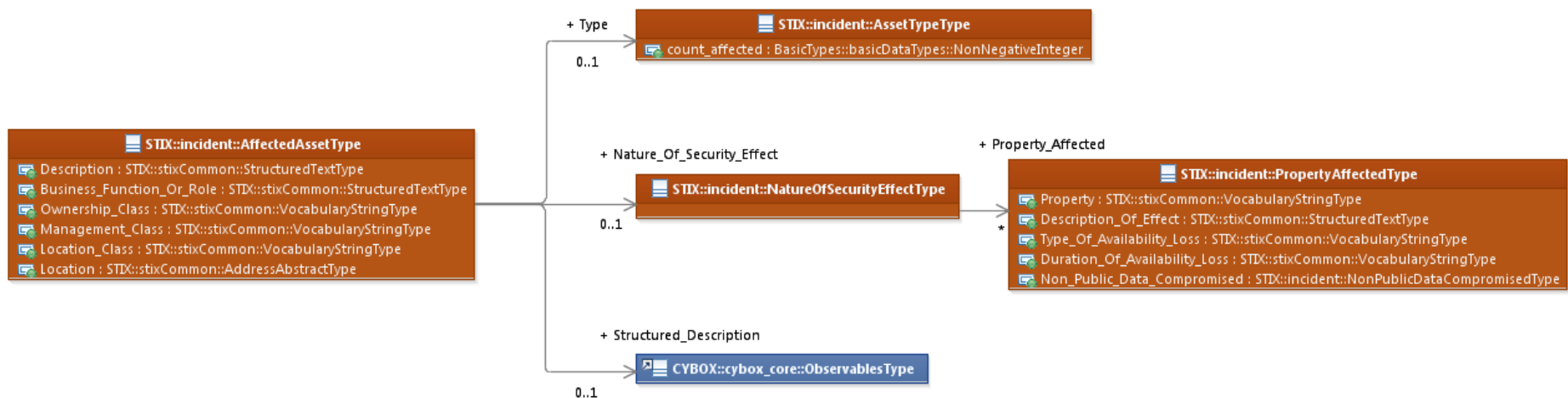


Figure 3-3. UML diagram of *AffectedAssetType* class

The property tables given in [Table 3-7](#), [Table 3-8](#), [Table 3-9](#), [Table 3-10](#) and [Table 3-11](#) all correspond to the UML diagram shown in [Figure 3-3](#).

Table 3-7. Properties of the *AffectedAsset* class

Name	Type	Multiplicity	Description
Type	AssetTypeType	0..1	The <i>Type</i> property characterizes the type of the assets impacted by the Incident.
Description	stixCommon: StructuredTextType	0..*	The <i>Description</i> property captures a textual description of the asset. Any length is permitted. Optional formatting is supported via the <i>structuring_format</i> property of the <i>StructuredTextType</i> class.
Business_Function_Or_Role	stixCommon: StructuredTextType	0..*	The <i>Business_Function_Or_Role</i> captures a textual description of the asset's role, function, and importance within the organization. Any length is permitted. Optional formatting is supported via the <i>structuring_format</i> property of the <i>StructuredTextType</i> class.

Ownership_Class	stixCommon: VocabularyStringType	0..1	The <code>Ownership_Class</code> property specifies who owns (or controls) this asset. Examples of potential values are <i>employee</i> , <i>customer</i> and <i>partner</i> (these specific values are only provided to help explain the property: they are neither recommended values nor necessarily part of any existing vocabulary). The content creator may choose any arbitrary value or may constrain the set of possible values by referencing an externally-defined vocabulary or leveraging a formally defined vocabulary extending from the <code>stixCommon:ControlledVocabularyStringType</code> class. The STIX default vocabulary class for use in the property is ' <i>OwnershipClassVocab-1.0</i> '.
Management_Class	stixCommon: VocabularyStringType	0..1	The <code>Management_Class</code> property specifies a high-level characterization of who is responsible for the day-to-day management and administration of the asset. Examples of potential values are <i>internally</i> , <i>externally</i> , and <i>co-managed</i> (these specific values are only provided to help explain the property: they are neither recommended values nor necessarily part of any existing vocabulary). The content creator may choose any arbitrary value or may constrain the set of possible values by referencing an externally-defined vocabulary or leveraging a formally defined vocabulary extending from the <code>stixCommon:ControlledVocabularyStringType</code> class. The STIX default vocabulary class for use in the property is ' <i>ManagementClassVocab-1.0</i> '.
Location_Class	stixCommon: VocabularyStringType	0..1	The <code>Location_Class</code> property specifies a high-level summarized characterization of the locality type for this asset. Examples of potential values are <i>internal</i> , <i>external</i> , and <i>mobile</i> (these specific values are only provided to help explain the property: they are neither recommended values nor necessarily part of any existing vocabulary). The content creator may choose any arbitrary value or may constrain the set of possible values by referencing an externally-defined vocabulary or leveraging a formally defined vocabulary extending from the <code>stixCommon:ControlledVocabularyStringType</code> class. The STIX default vocabulary class for use in the property is ' <i>LocationClassVocab-1.0</i> '.

Location	stixCommon: AddressAbstractType	0..1	The <code>Location</code> property characterizes the actual physical location of the affected asset. The underlying abstract class MUST be extended. The default and strongly RECOMMENDED subclass is <code>CIQAddressInstanceType</code> , as defined in STIX™ Version 1.2.1 Part 12: Default Extensions .
Nature_Of_Security_Effect	NatureOfSecurityEffectType	0..1	The <code>Nature_Of_Security_Effect</code> property characterizes how the security properties of the asset were affected.
Structured_Description	cybox:ObservablesType	0..1	The <code>Structured_Description</code> property characterizes the asset through specification of a structured cyber Observables instance.

3.5.1.1 AssetTypeType Class

The `AssetTypeType` class characterizes the type of the Affected Asset. Examples of asset types are *directory*, *firewall*, *PBX* and *cashier* (these specific values are only provided to help explain the property: they are neither recommended values nor necessarily part of any existing vocabulary). The content creator may choose any arbitrary value or may constrain the set of possible values by referencing an externally-defined vocabulary or leveraging a formally defined vocabulary extending from the `stixCommon:ControlledVocabularyStringType` class. The STIX default vocabulary class for use in this property is '*AssetTypeVocab-1.0*'.

The property of the `AssetTypeType` class is given in [Table 3-8](#).

Table 3-8. Properties of the `AssetTypeType` class

Name	Type	Multiplicity	Description
count_affected	basicDataTypes:Integer	0..1	The <code>count_affected</code> property specifies the number of assets of this type affected in the Incident.

3.5.2 NatureOfSecurityEffectType Class

The `NatureOfSecurityEffectType` class specifies a set of zero or more security properties affected by the Incident.

The property of the `NatureOfSecurityEffectType` class is given in [Table 3-9](#).

Table 3-9. Properties of the `NatureOfSecurityEffectType` class

Name	Type	Multiplicity	Description
------	------	--------------	-------------

Property_Affected	PropertyAffectedType	0..*	The <code>Property_Affected</code> property characterizes how a particular security property of the asset was affected.
--------------------------	----------------------	------	---

3.5.2.1 PropertyAffectedType Class

The `PropertyAffectedType` class characterizes aspects of how security properties of an asset, such as Availability, Confidentiality, etc., were affected in this Incident.

The properties of the `PropertyAffectedType` class are given in [Table 3-10](#).

Table 3-10. Properties of the `PropertyAffectedType` class

Name	Type	Multiplicity	Description
Property	<code>stixCommon:</code> <code>VocabularyStringType</code>	0..1	The <code>Property</code> property specifies the security property that was affected by the incident. Examples of potential security properties are <i>confidentiality</i> , <i>integrity</i> and <i>availability</i> (these specific values are only provided to help explain the property: they are neither recommended values nor necessarily part of any existing vocabulary). The content creator may choose any arbitrary value or may constrain the set of possible values by referencing an externally-defined vocabulary or leveraging a formally defined vocabulary extending from the <code>stixCommon:ControlledVocabularyStringType</code> class. The STIX default vocabulary class for use in the property is ' <i>LossPropertyVocab-1.0</i> '.
Description_Of_Effect	<code>stixCommon:</code> <code>StructuredTextType</code>	0..*	The <code>Description_Of_Effect</code> property captures a textual description of how the security property was affected. Any length is permitted. Optional formatting is supported via the <code>structuring_format</code> property of the <code>StructuredTextType</code> class.
Type_Of_Availability_Loss	<code>stixCommon:</code> <code>VocabularyStringType</code>	0..1	The <code>Type_Of_Availability_Loss</code> property specifies in what manner the availability of the particular asset was affected. Examples of potential values are <i>destruction</i> , <i>deletion</i> and <i>interruption</i> (these specific values are only provided to help explain the property: they are neither recommended values nor necessarily part of any existing vocabulary). The content

			<p>creator may choose any arbitrary value or may constrain the set of possible values by referencing an externally-defined vocabulary or leveraging a formally defined vocabulary extending from the <code>stixCommon:ControlledVocabularyStringType</code> class. The STIX default vocabulary class for use in the property is <i>'AvailabilityLossTypeVocab-1.2'</i>.</p>
Duration_Of_Availability_Loss	<code>stixCommon:</code> <code>VocabularyStringType</code>	0..1	<p>The <code>Duration_Of_Availability_Loss</code> property specifies the approximate length of time availability was affected. Examples of potential values are <i>permanent</i>, <i>seconds</i> and <i>days</i> (these specific values are only provided to help explain the property: they are neither recommended values nor necessarily part of any existing vocabulary). The content creator may choose any arbitrary value or may constrain the set of possible values by referencing an externally-defined vocabulary or leveraging a formally defined vocabulary extending from the <code>stixCommon:ControlledVocabularyStringType</code> class. The STIX default vocabulary class for use in the property is <i>'LossDurationVocab-1.0'</i>.</p>
Non_Public_Data_Compromised	<code>NonPublicDataCompromisedType</code>	0..1	<p>The <code>Non_Public_Data_Compromised</code> property specifies whether non-public data was compromised or exposed and whether that data was encrypted or not. Examples of potential values are <i>yes</i>, <i>no</i> and <i>suspected</i> (these specific values are only provided to help explain the property: they are neither recommended values nor necessarily part of any existing vocabulary). The content creator may choose any arbitrary value or may constrain the set of possible values by referencing an externally-defined vocabulary or leveraging a formally defined vocabulary extending from the <code>stixCommon:ControlledVocabularyStringType</code> class. The STIX default vocabulary class for use in the <code>Non_Public_Data_Compromised</code> property is <i>'SecurityCompromiseVocab-1.0'</i>.</p>

3.5.2.1.1 NonPublicDataCompromisedType Class

The `NonPublicDataCompromisedType` class represents whether non-public data was compromised or exposed and whether that data was encrypted or not.

Table 3-11. Properties of the `NonPublicCompromisedType` class

Name	Type	Multiplicity	Description
data_encrypted	<code>basicDataTypes:</code> Boolean	0..1	The <code>data_encrypted</code> property specifies whether the data that was compromised was encrypted or not.

3.6 ImpactAssessmentType Class

The `ImpactAssessmentType` class characterizes a summary assessment of impact for this cyber threat Incident.

The UML diagram corresponding to the `ImpactAssessmentType` class is shown in [Figure 3-3](#).

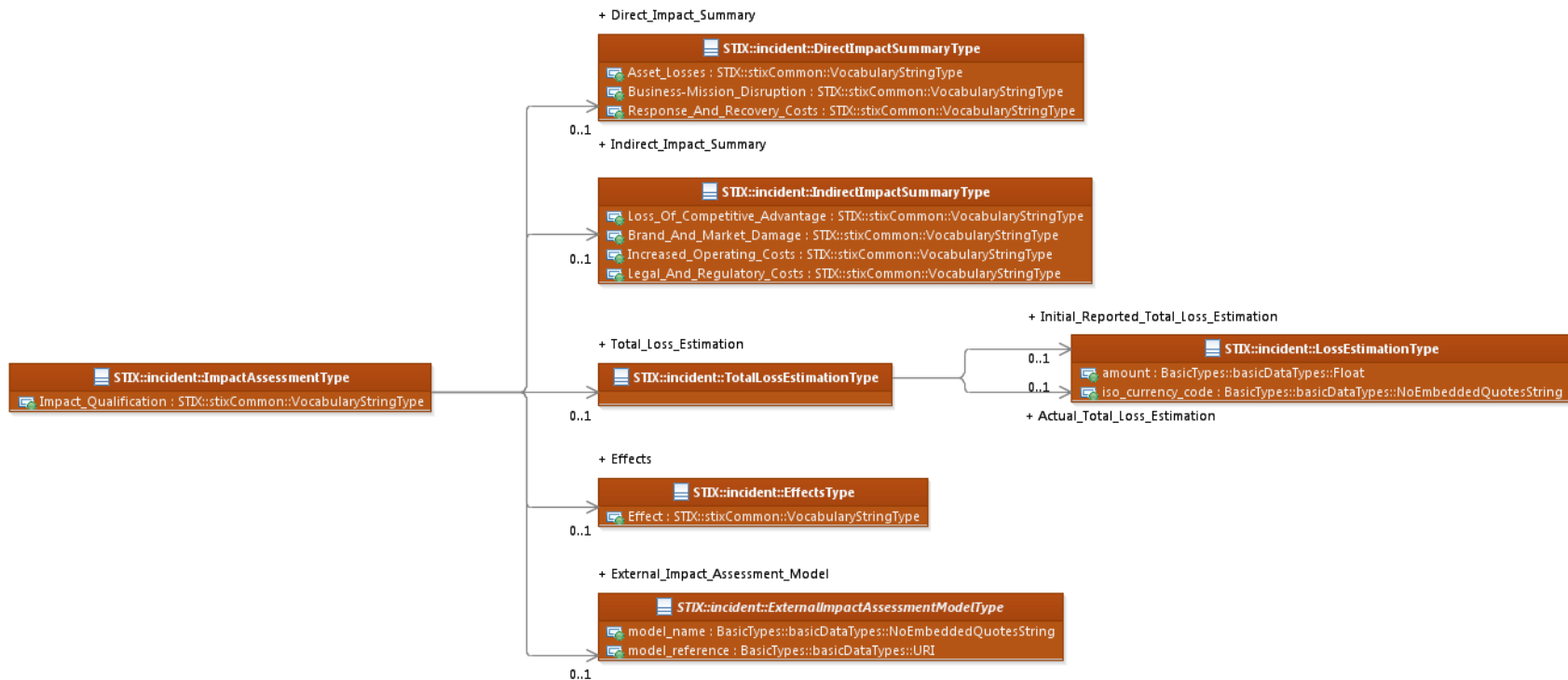


Figure 3-4. UML diagram of the `ImpactAssessmentType` class

The property tables given in [Table 3-12](#), [Table 3-13](#), [Table 3-15](#), [Table 3-16](#), [Table 3-17](#) and [Table 3-18](#) all correspond to the UML diagram shown in [Figure 3-4](#).

Table 3-12. Properties of the `ImpactAssessmentType` class

Name	Type	Multiplicity	Description
Direct_Impact_Summary	DirectImpactSummaryType	0..1	The <code>Direct_Impact_Summary</code> property characterizes (at a high level) impact directly resulting from the Threat Actor's actions against organizational assets within the Incident.
Indirect_Impact_Summary	IndirectImpactSummaryType	0..1	The <code>Indirect_Impact_Summary</code> property characterizes (at a high level) impact from other stakeholder reactions to the Incident.
Total_Loss_Estimation	TotalLossEstimationType	0..1	The <code>Total_Loss_Estimation</code> property specifies the total estimated financial loss for the Incident.
Impact_Qualification	stixCommon: VocabularyStringType	0..1	The <code>Impact_Qualification</code> property specifies the subjective level of impact of the Incident. Examples of potential values are <i>insignificant</i> , <i>catastrophic</i> and <i>damaging</i> (these specific values are only provided to help explain the property: they are neither recommended values nor necessarily part of any existing vocabulary). The content creator may choose any arbitrary value or may constrain the set of possible values by referencing an externally-defined vocabulary or leveraging a formally defined vocabulary extending from the <code>stixCommon:ControlledVocabularyStringType</code> class. The STIX default vocabulary class for use in the <code>Impact_Qualification</code> property is ' <i>ImpactQualificationVocab-1.0</i> '.
Effects	EffectsType	0..1	The <code>Effects</code> property specifies a set of one or more effects of this incident.
External_Impact_Assessment_Model	ExternalImpactAssessmentModelType	0..1	The <code>External_Impact_Assessment_Model</code> property characterizes impact assessment details. It is defined utilizing an abstract class enabling the definition through extension of incident impact assessment models external to STIX.

3.6.1 DirectImpactSummaryType Class

The `DirectImpactSummaryType` class quantitatively characterizes (at a high level) the direct impact of the Incident, both financial and non-financial.

Table 3-13. Properties of the `DirectImpactSummaryType` class

Name	Type	Multiplicity	Description
Asset_Losses	<code>stixCommon:</code> <code>VocabularyStringType</code>	0..1	The <code>Asset_Losses</code> property specifies (at a high level) the level of asset-related losses that occurred in the Incident, including lost or damaged assets, stolen funds, cash outlays, etc. Examples of potential levels are <i>minor</i> , <i>major</i> and <i>none</i> (these specific values are only provided to help explain the property: they are neither recommended values nor necessarily part of any existing vocabulary). The content creator may choose any arbitrary value or may constrain the set of possible values by referencing an externally-defined vocabulary or leveraging a formally defined vocabulary extending from the <code>stixCommon:ControlledVocabularyStringType</code> class. The STIX default vocabulary class for use in the property is ' <i>ImpactRatingVocab-1.0</i> '.
Business-Mission_Disruption	<code>stixCommon:</code> <code>VocabularyStringType</code>	0..1	The <code>Business-Mission_Disruption</code> property specifies (at a high level) the level of business or mission disruption impact that occurred in the Incident including unproductive man-hours, lost revenue from system downtime, etc. Examples of potential levels are <i>minor</i> , <i>major</i> and <i>none</i> (these specific values are only provided to help explain the property: they are neither recommended values nor necessarily part of any existing vocabulary). The content creator may choose any arbitrary value or may constrain the set of possible values by referencing an externally-defined vocabulary or leveraging a formally defined vocabulary extending from the <code>stixCommon:ControlledVocabularyStringType</code> class. The STIX default vocabulary class for use in the property is ' <i>ImpactRatingVocab-1.0</i> '.
Response_And_Recovery_Costs	<code>stixCommon:</code> <code>VocabularyStringType</code>	0..1	The <code>Response_And_Recovery_Costs</code> property specifies (at a high level) the level of response and recovery related costs that occurred in the Incident including cost of response, investigation, remediation,

			<p>restoration, etc.</p> <p>Examples of potential levels are <i>minor</i>, <i>major</i> and <i>none</i> (these specific values are only provided to help explain the property: they are neither recommended values nor necessarily part of any existing vocabulary). The content creator may choose any arbitrary value or may constrain the set of possible values by referencing an externally-defined vocabulary or leveraging a formally defined vocabulary extending from the <code>stixCommon:ControlledVocabularyStringType</code> class. The STIX default vocabulary class for use in the property is '<i>ImpactRatingVocab-1.0</i>'.</p>
--	--	--	---

3.6.2 IndirectImpactSummaryType Class

The `IndirectImpactSummaryType` class qualitatively characterizes (at a high level) the indirect impact of the Incident, both financial and non-financial.

Table 3-14. Properties of the `IndirectImpactSummaryType` class

Name	Type	Multiplicity	Description
Loss_Of_Competitive_Advantage	<code>stixCommon:</code> <code>VocabularyStringType</code>	0..1	The <code>Loss_Of_Competitive_Advantage</code> if a loss of competitive advantage occurred in the Incident. The impact could include: loss/damage/exposure of IP, corporate wisdom, ability to compete, key personnel, etc. Examples of potential statuses are <i>yes</i> , <i>no</i> and <i>suspected</i> (these specific values are only provided to help explain the property: they are neither recommended values nor necessarily part of any existing vocabulary). The content creator may choose any arbitrary value or may constrain the set of possible values by referencing an externally-defined vocabulary or leveraging a formally defined vocabulary extending from the <code>stixCommon:ControlledVocabularyStringType</code> class. The STIX default vocabulary class for use in the property is ' <i>SecurityCompromiseVocab-1.0</i> '.
Brand_And_Market_Damage	<code>stixCommon:</code> <code>VocabularyStringType</code>	0..1	The <code>Brand_And_Market_Damage</code> property specifies the level of impact based on brand or market damage that occurred in the Incident. The impact could include: lost customers or partners, decrease in market value or share, advertising, rebranding, etc. Examples of potential statuses are <i>yes</i> , <i>no</i> and <i>suspected</i> (these specific values are only provided to help explain the property: they are neither recommended values nor necessarily part of any existing vocabulary). The content creator may choose any arbitrary value or may constrain the set of possible values by referencing an externally-defined vocabulary or leveraging a formally defined vocabulary extending from the <code>stixCommon:ControlledVocabularyStringType</code> class. The STIX default vocabulary class for use in this property is ' <i>SecurityCompromiseVocab-1.0</i> '.

Increased_Operating_Costs	stixCommon: VocabularyStringType	0..1	The <code>Increased_Operating_Costs</code> property specifies if increased operating costs occurred in the Incident. The impact could include: cost of additional audits, new hires or training, mandatory action, higher insurance, etc. Examples of potential statuses are <i>yes</i> , <i>no</i> and <i>suspected</i> (these specific values are only provided to help explain the property: they are neither recommended values nor necessarily part of any existing vocabulary). The content creator may choose any arbitrary value or may constrain the set of possible values by referencing an externally-defined vocabulary or leveraging a formally defined vocabulary extending from the <code>stixCommon:ControlledVocabularyStringType</code> class. The STIX default vocabulary class for use in this property is <i>'SecurityCompromiseVocab-1.0'</i> .
Legal_And_Regulatory_Costs	stixCommon: VocabularyStringType	0..1	The <code>Legal_And_Regulatory_Costs</code> property specifies if legal and regulatory costs occurred in the Incident. This includes legal fees, lawsuits, customer damages, contract violations, etc. Examples of potential statuses are <i>yes</i> , <i>no</i> and <i>suspected</i> (these specific values are only provided to help explain the property: they are neither recommended values nor necessarily part of any existing vocabulary). The content creator may choose any arbitrary value or may constrain the set of possible values by referencing an externally-defined vocabulary or leveraging a formally defined vocabulary extending from the <code>stixCommon:ControlledVocabularyStringType</code> class. The STIX default vocabulary class for use in this property is <i>'SecurityCompromiseVocab-1.0'</i> .

3.6.3 TotalLossEstimationType Class

The `TotalLossEstimationType` class characterizes both the initial reported and actual estimated financial losses for this Incident.

Table 3-15. Properties of the `TotalLossEstimationType` class

Name	Type	Multiplicity	Description
Initial_Reported_Total_Loss_Estimation	<code>LossEstimationType</code>	0..1	The <code>Initial_Reported_Total_Loss_Estimation</code> property specifies the initially reported level of total estimated financial loss for the Incident.

Actual_Total_Loss_Estimation	LossEstimationType	0..1	The <code>Actual_Total_Loss_Estimation</code> property specifies the actual level of total estimated financial loss for the Incident.
-------------------------------------	--------------------	------	---

3.6.3.1 LossEstimationType Class

The `LossEstimationType` class characterizes an estimated financial loss.

Table 3-16. Properties of the `LossEstimationType` class

Name	Type	Multiplicity	Description
amount	<code>basicDataTypes:Decimal</code> ²	0..1	The <code>amount</code> property specifies the estimated financial loss for the Incident.
iso_currency_code	<code>basicDataTypes:NoEmbeddedQuotesString</code> ³	0..1	The <code>iso_currency_code</code> property specifies the ISO 4217 currency code if other than USD.

3.6.4 EffectsType Class

The `EffectsType` class specifies one or more effects asserted as present for this Incident.

Table 3-17. Properties of the `EffectsType` class

Name	Type	Multiplicity	Description
Effect	<code>stixCommon:VocabularyStringType</code>	1..*	The <code>Effect</code> property represents a single effect asserted as present for this Incident. Examples of potential statuses are <i>denial of service</i> , <i>improper usage</i> and <i>scan</i> (these specific values are only provided to help explain the property: they are neither recommended values nor necessarily part of any existing vocabulary). The content creator may choose any arbitrary value or may constrain the set of possible values by referencing an externally-defined vocabulary or leveraging a formally defined vocabulary extending from the <code>stixCommon:ControlledVocabularyStringType</code> class. The STIX default vocabulary class for use in this property is <i>'IncidentEffectVocab-1.0'</i> .

3.6.5 ExternalImpactAssessmentModelType Class

The `ExternalImpactAssessmentModelType` class is an abstract class enabling the definition through extension of incident impact assessment models external to STIX.

Table 3-18. Properties of the `ExternalImpactAssessmentModelType` class

Name	Type	Multiplicity	Description
model_name	<code>basicDataTypes:</code> <code>NoEmbeddedQuotesString</code>	0..1	The <code>model_name</code> property specifies the name of the externally defined impact assessment model.
model_reference	<code>BasicDataType:URI</code>	0..1	The <code>model_reference</code> property specifies a URI reference to the characterization of the externally defined impact assessment model.

3.7 RelatedIndicatorsType Class

The `RelatedIndicatorsType` class specifies one or more Indicators relevant to the Incident whether they were the triggers that initiated the incident response or they are a result of the incident investigation analysis and may be of value in detecting the adversary TTPs leveraged in the incident. It extends the `GenericRelationshipListType` superclass defined in the STIX Common data model, which specifies the scope (whether the elements of the set are related individually or as a group).

The UML diagram corresponding to the `RelatedIndicatorsType` class is shown in [Figure 3-5](#), and the specialized properties are shown in [Table 3-19](#).

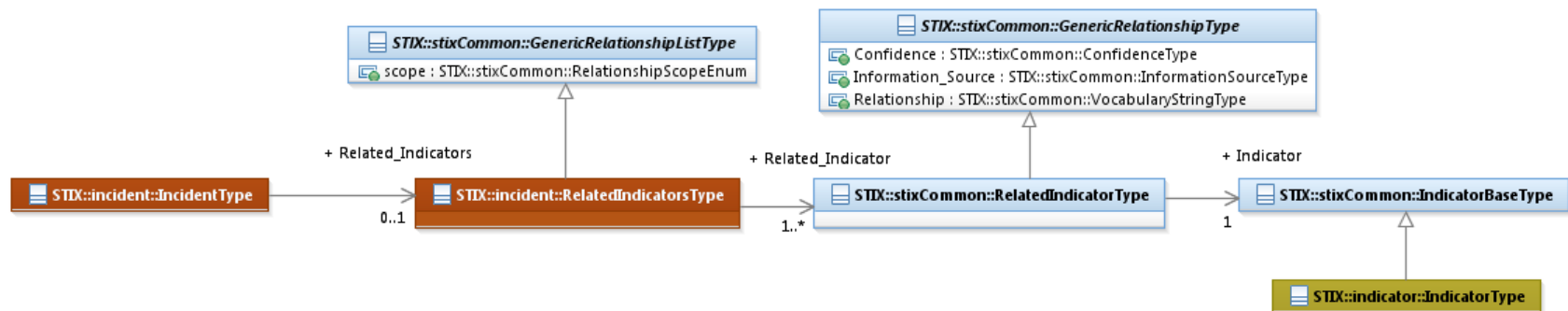


Figure 3-5. UML diagram of the `RelatedIndicatorsType` class

The property table given in [Table 3-19](#) corresponds to the UML diagram given in [Figure 3-5](#).

Table 3-19. Properties of the *RelatedIndicatorsType* class

Name	Type	Multiplicity	Description
Related_Indicator	<code>stixCommon:RelatedIndicatorType</code>	1..*	The <code>Related_Indicator</code> property characterizes an Indicator asserted to be relevant to the Incident whether they were the triggers that initiated the incident response or they are a result of the incident investigation analysis and may be of value in detecting the adversary TTPs leveraged in the incident. To further characterize the relationship to the Indicator, information captured includes the level of confidence that the Indicator is relevant, the source of the relationship information, and type of the relationship.

3.8 RelatedObservablesType Class

The *RelatedObservablesType* class specifies one or more CyBOX Observable instances that were observed in relation to the Incident. It extends the *GenericRelationshipListType* superclass defined in the STIX Common data model, which specifies the scope (whether the elements of the set are related individually or as a group).

The UML diagram corresponding to the *RelatedObservablesType* class is shown in [Figure 3-6](#), and the properties are shown in [Table 3-20](#).

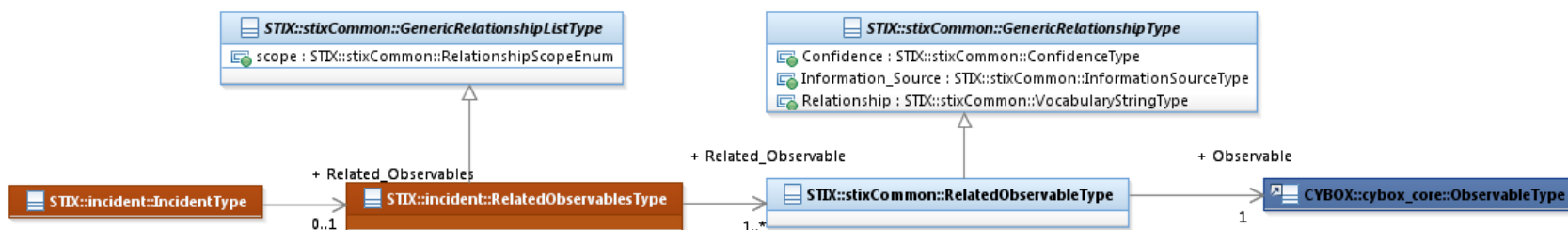


Figure 3-6. UML diagram of the *RelatedObservablesType* class

The property table given in [Table 3-20](#) corresponds to the UML diagram shown in [Figure 3-6](#).

Table 3-20. Properties of the *RelatedObservablesType* class

Name	Type	Multiplicity	Description
Related_Observable	stixCommon: RelatedObservableType	1..*	The <code>Related_Observable</code> property captures the properties of a cyber Observable instance that was observed in relation to the Incident. In addition, the property characterizes the relationship between the Observable and the Incident by capturing additional information such as the level of confidence in the assertion that the Observable and the Incident are related, information on the source of the relationship information, and details on the type of the relationship between the Observable and the Incident.

3.9 LeveragedTTPsType Class

The *LeveragedTTPsType* class specifies one or more TTP that are asserted to have been leveraged during this Incident. It extends the *GenericRelationshipListType* superclass defined in the STIX Common data model, which specifies the scope (whether the elements of the set are related individually or as a group).

The UML diagram corresponding to the *LeveragedTTPsType* class is shown in [Figure 3-7](#).

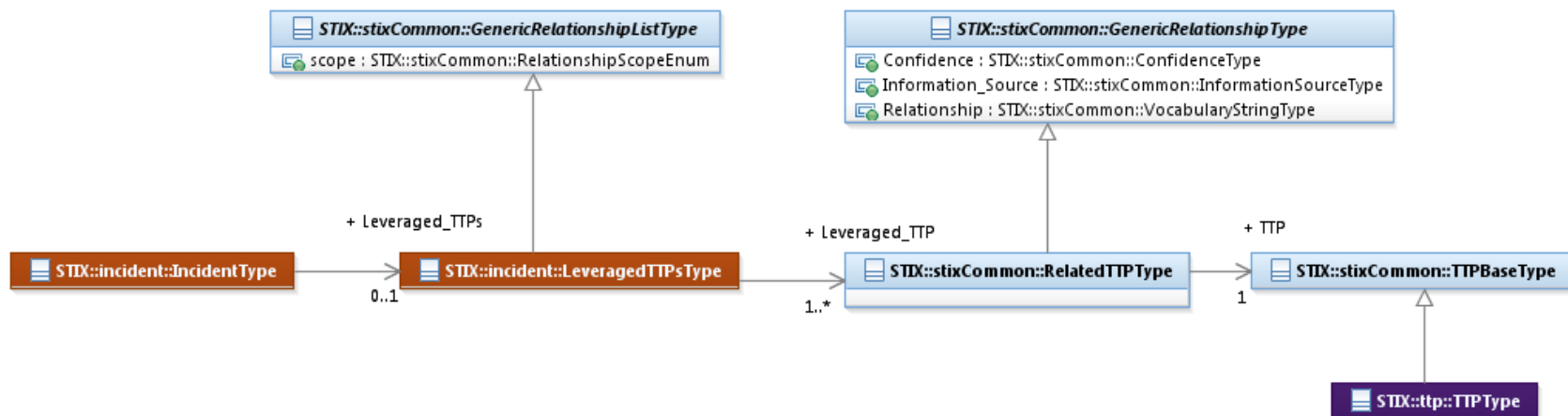


Figure 3-7. UML diagram of the *LeveragedTTPsType* class

The property table given in [Table 3-21](#) corresponds to the UML diagram shown in [Figure 3-7](#).

Table 3-21. Properties of the *LeveragedTTPsType* class

Name	Type	Multiplicity	Description
Leveraged_TTP	stixCommon: RelatedTTPType	1..*	The <i>Leveraged_TTP</i> property specifies a TTP asserted to have been leveraged in the Incident and characterizes the relationship between the Incident and the TTP by capturing information such as the level of confidence that the Incident and the TTP are related, the source of the relationship information, and the type of relationship.

3.10 AttributedThreatActorsType Class

The *AttributedThreatActorsType* class specifies a list of one or more Threat Actors that have been attributed to the Incident. It extends the *GenericRelationshipListType* superclass defined in the STIX Common data model, which specifies the scope (whether the elements of the set are related individually or as a group).

The UML diagram corresponding to the *AttributedThreatActorsType* class is shown in [Figure 3-8](#).

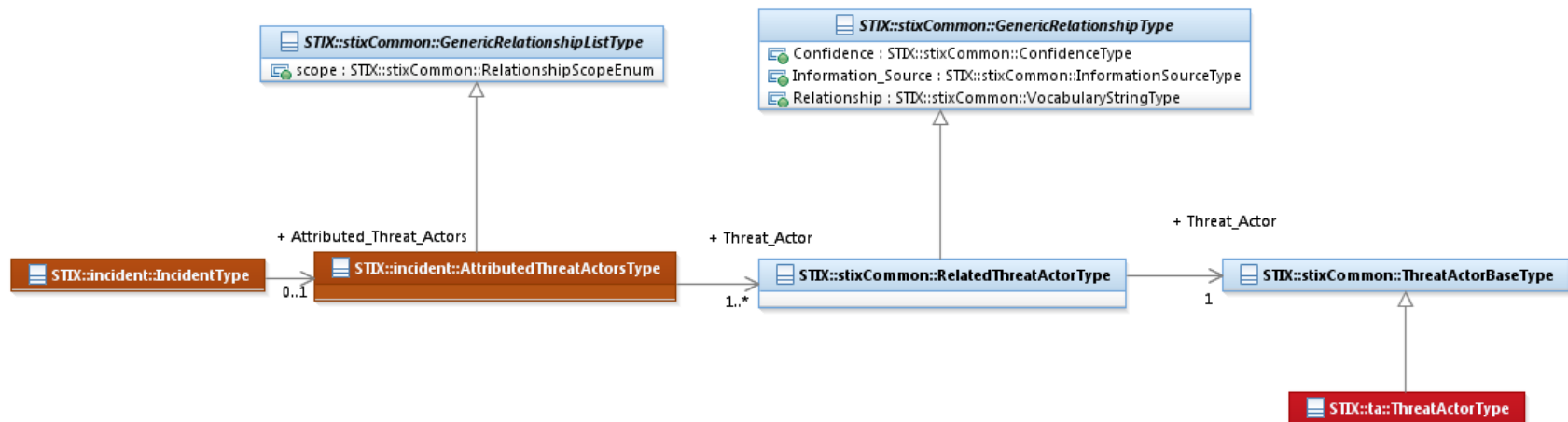


Figure 3-8. UML diagram of the *AttributedThreatActorType* class

The property table given in [Table 3-22](#) corresponds to the UML diagram shown in [Figure 3-8](#).

Table 3-22. Properties of the *AttributedThreatActorsType* class

Name	Type	Multiplicity	Description
Threat_Actor	stixCommon: RelatedThreatActorType	1..*	The <i>Threat_Actor</i> property captures a relationship to a Threat Actor that has been attributed to the Incident. To further characterize the relationship between the Incident and the Threat Actor, information captured includes the level of confidence that the Incident and the Threat Actor are related, the source of the relationship information, and type of the relationship.

3.11 RelatedIncidentsType Class

The *RelatedIncidentsType* class specifies a list of one or more other Incidents asserted as related to the Incident and therefore is a self-referential relationship. It extends the *GenericRelationshipListType* superclass defined in the STIX Common data model, which specifies the scope (whether the elements of the set are related individually or as a group).

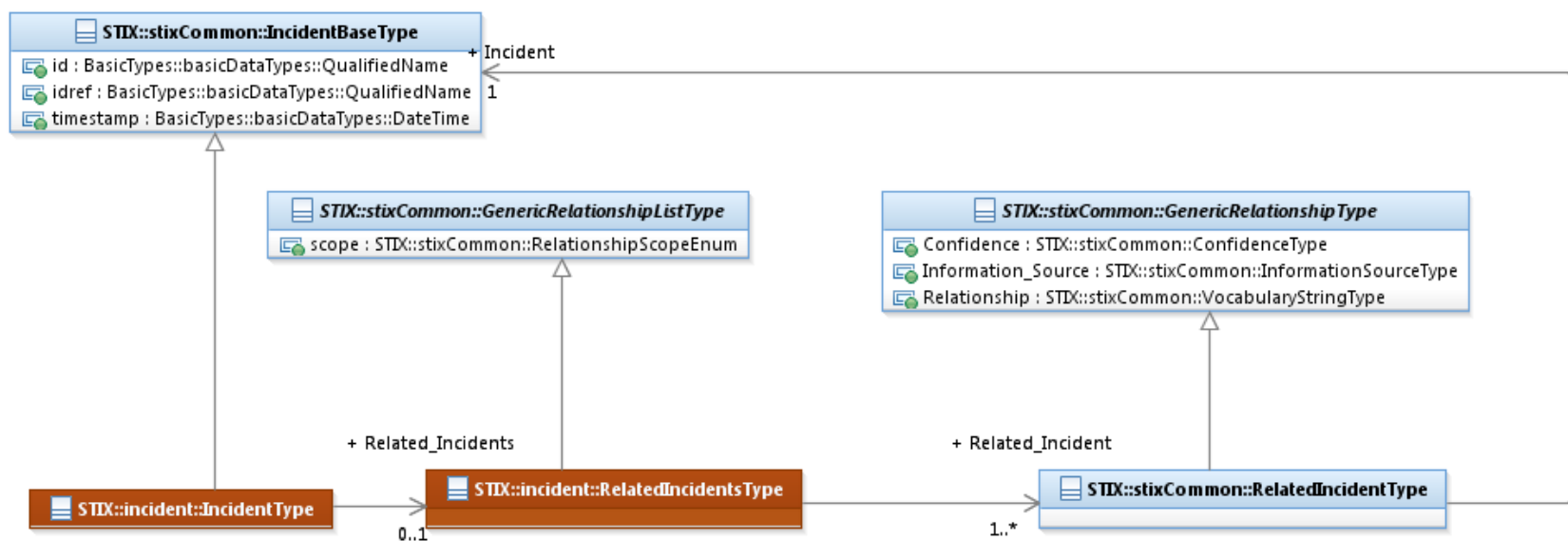


Figure 3-9. UML diagram of the *RelatedIncidentsType* class

The property table given in [Table 3-23](#) corresponds to the UML diagram given in [Figure 3-9](#).

Table 3-23. Properties of the *RelatedIncidentsType* class

Name	Type	Multiplicity	Description
Related_Incident	stixCommon: RelatedIncidentType	1..*	The <code>Related_Incident</code> property specifies another Incident associated with this Incident and characterizes the relationship between the Incidents by capturing information such as the level of confidence that the Incidents are related, the source of the relationship information, and type of the relationship. A relationship between Incidents may represent assertions of general associativity or different versions of the same Incident.

3.12 COATakenType Class and COARequestedType Class

The `COATakenType` class specifies a Course of Action for the Incident requested by the incident responders. The `COARequestedType` class specifies a Course of Action taken for the Incident. The UML diagram corresponding to the `COATakenType` and `COARequestedType` classes is shown in [Figure 3-10](#).

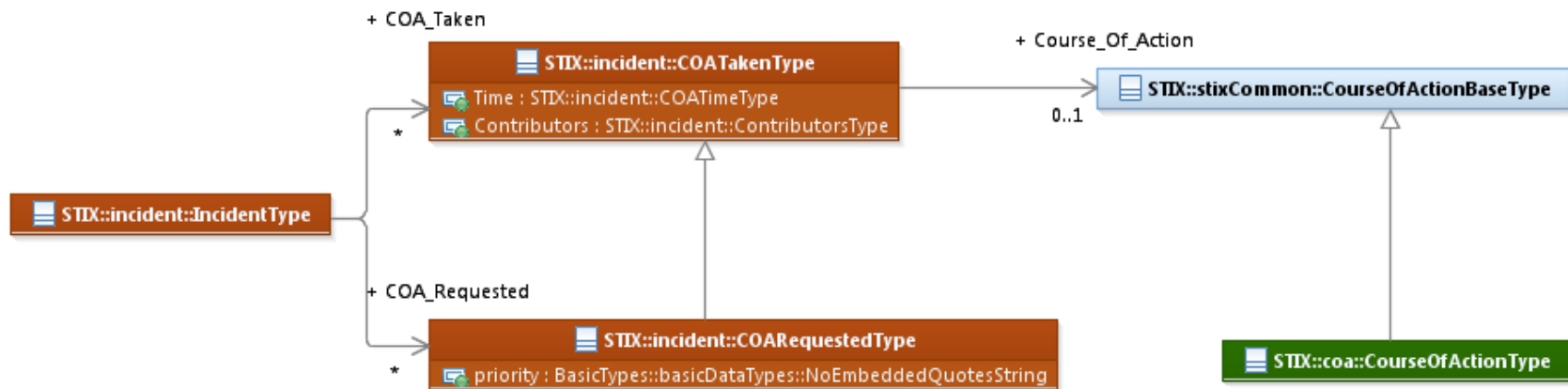


Figure 3-10. UML diagram of the *COATakenType* and *COARequestedType* classes

The property tables given in [Table 3-24](#), [Table 3-25](#), [Table 3-26](#) and [Table 3-27](#) all correspond to the UML diagram given in [Figure 3-10](#).

Table 3-24. Properties of the *COATakenType* class

Name	Type	Multiplicity	Description
Time	COATimeType	0..1	The <code>Time</code> property specifies when this Course of Action was taken (start and end).
Contributors	ContributorsType	0..1	The <code>Contributors</code> property specifies contributing actors for the Course of Action taken.
Course_Of_Action	stixCommon: CourseOfActionBaseType	0..1	The <code>Course_Of_Action</code> property specifies the actual Course of Action taken. If a new Course of Action is defined (as opposed to an existing Course of Action referenced), the default and strongly RECOMMENDED method is to leverage the <code>CourseOfActionType</code> class from the Course Of Action data model (which extends the <code>CourseOfActionBaseType</code> superclass).

Table 3-25. Properties of the *COARequestedType* class

Name	Type	Multiplicity	Description
priority	basicDataTypes: NoEmbeddedQuotesString ⁴	0..1	The <code>priority</code> property characterizes a suggested level of priority to be applied to this requested COA.

3.12.1 ContributorsType Class

The `ContributorType` class characterizes the actors involved in a course of action.

Table 3-26. Properties of the *ContributorsType* class

Name	Type	Multiplicity	Description
Contributor	cyboxCommon:ContributorType	1..*	The <code>Contributor</code> property characterizes an entity involved in this Course of Action.

3.12.2 COATimeType Class

The COATimeType class specifies the relevant time period for the execution of a courses of action were for this Incident.

Table 3-27. Properties of the COATimeType class

Name	Type	Multiplicity	Description
Start	stixCommon: DateTimeWithPrecisionType	0..1	The <code>Start</code> property specifies the time in which the Course of Action was begun. To avoid ambiguity, timestamps SHOULD include a specification of the time zone. In addition to capturing a date and time, the <code>Start</code> property MAY also capture a <code>precision</code> property to specify the granularity with which the time should be considered, as specified by the <code>DateTimePrecisionEnum</code> enumeration (e.g., 'hour,' 'minute'). If the <code>Start</code> property is not present, then it is unknown when the Course of Action was started.
End	stixCommon: DateTimeWithPrecisionType	0..1	The <code>End</code> field specifies the time at which the Course of Action was completed. In order to avoid ambiguity, it is strongly suggest that all timestamps include a specification of the timezone if it is known. In addition to capturing a date and time, the <code>End</code> property MAY also capture a <code>precision</code> property to specify the granularity with which the time should be considered, as specified by the <code>DateTimePrecisionEnum</code> enumeration (e.g., 'hour,' 'minute'). If the <code>End</code> property is not present, then it is unknown when the Course of Action ended, or the Course of Action is ongoing.

3.13 HistoryType Class

The HistoryType class captures a record of events or actions taken as well as information discovered during the handling of the Incident. This can include Courses of Action taken and general journal notes. The time that the note is written, or the Course of Action taken and the author or actors involved may be specified.

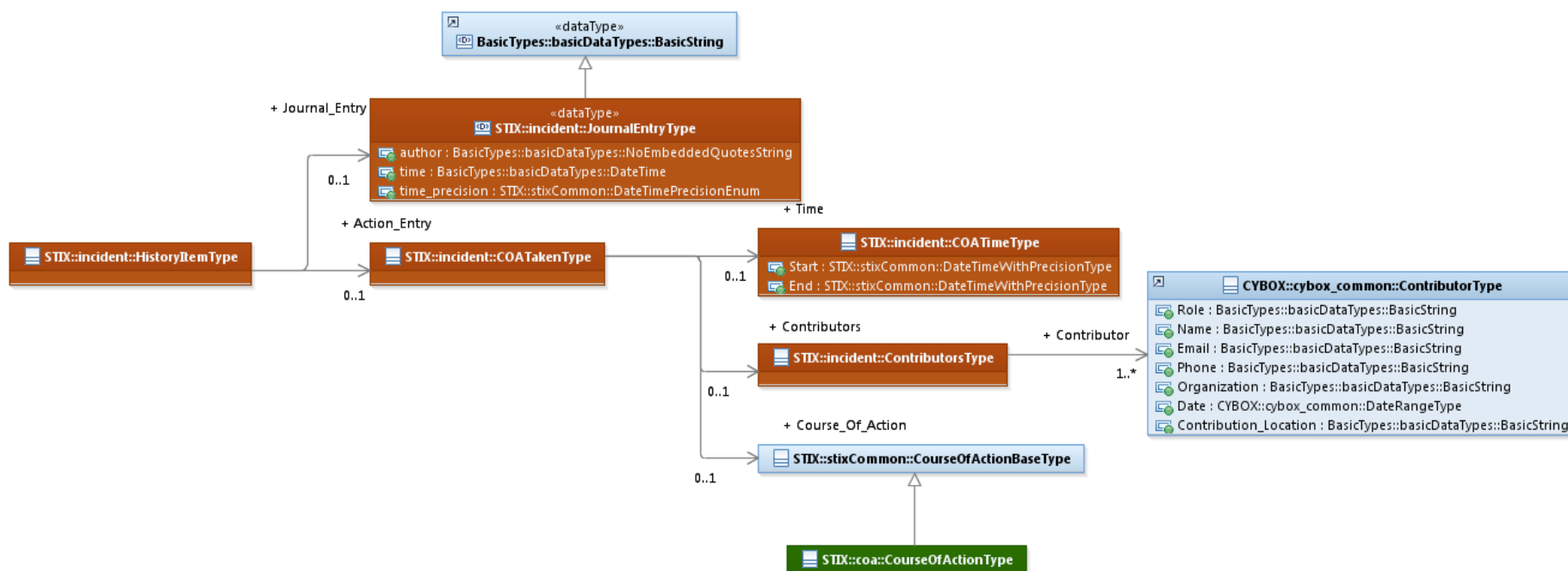


Figure 3-11. UML diagram of the *HistoryType* class

The property tables given in [Table 3-28](#), [Table 3-29](#) and [Table 3-30](#) corresponds to the UML diagram given in [Figure 3-11](#). Also see tables in [Section 3.12](#).

Table 3-28. Properties of the *HistoryType* class

Name	Type	Multiplicity	Description
History_Item	HistoryItemType	0..*	The <code>History_Item</code> property captures a log entry of either an event or action taken during the handling of the Incident or a journal entry containing information discovered during the investigation of the Incident.

3.13.1 HistoryItemType Class

The `HistoryItemType` class specifies the choice of either an action or journal entry as an item in the Incident's history.

Table 3-29. Properties of the *HistoryItemType* class

Name	Type	Multiplicity	Description
Action_Entry	COATakenType	0..1	The <code>Action_Entry</code> property captures a record of a Course of Action taken during the handling of the Incident.
Journal_Entry	JournalEntryType	0..1	The <code>Journal_Entry</code> property captures journal notes for information discovered during the handling of the Incident.

3.13.1.1 JournalEntryType Class

The `JournalEntryType` class captures journal notes for information discovered during the handling of the Incident. It is a subtype of `BasicDataTypes:BasicString` (see [Figure 3-11](#)).

Table 3-30. Properties of the *JournalEntryType* class

Name	Type	Multiplicity	Description
author	<code>basicDataTypes:NoEmbeddedQuotesString</code>	0..1	The <code>author</code> property specifies the author of the <code>JournalEntry</code> note.
time	<code>BasicDataTypes:DateTime</code>	0..1	The <code>time</code> property specifies the date and time of the journal entry creation. To avoid ambiguity, all timestamps SHOULD include a specification of the time zone.
time_precision	<code>stixCommon:DateTimePrecisionEnum</code>	0..1	The <code>time_precision</code> property specifies the granularity with which the <code>time</code> property should be considered, as specified by the <code>DateTimePrecisionEnum</code> enumeration (e.g., <i>hour</i> , <i>minute</i>). If omitted, the default precision is <i>second</i> . Digits in a timestamp that are beyond the specified precision should be zeroed out.

4 Conformance

Implementations have discretion over which parts (components, properties, extensions, controlled vocabularies, etc.) of STIX they implement (e.g., Indicator/Suggested_COAs).

[1] Conformant implementations must conform to all normative structural specifications of the UML model or additional normative statements within this document that apply to the portions of STIX they implement (e.g., Implementers of the entire TTP component must conform to all normative structural specifications of the UML model or additional normative statements within this document regarding the TTP component).

[2] Conformant implementations are free to ignore normative structural specifications of the UML model or additional normative statements within this document that do not apply to the portions of STIX they implement (e.g., Non-implementers of any particular properties of the TTP component are free to ignore all normative structural specifications of the UML model or additional normative statements within this document regarding those properties of the TTP component).

The conformance section of this document is intentionally broad and attempts to reiterate what already exists in this document. The STIX 1.2 Specifications, which this specification is based on, did not have a conformance section. Instead, the STIX 1.2 Specifications relied on normative statements and the non-mandatory implementation of STIX profiles. STIX 1.2.1 represents a minimal change from STIX 1.2, and in that spirit no requirements have been added, modified, or removed by this section.

Appendix A. Acknowledgments

The following individuals have participated in the creation of this specification and are gratefully acknowledged:

Participants:

Dean Thompson, Australia and New Zealand Banking Group (ANZ Bank)
Bret Jordan, Blue Coat Systems, Inc.
Adnan Baykal, Center for Internet Security (CIS)
Jyoti Verma, Cisco Systems
Liron Schiff, Comilion (mobile) Ltd.
Jane Ginn, Cyber Threat Intelligence Network, Inc. (CTIN)
Richard Struse, DHS Office of Cybersecurity and Communications (CS&C)
Marlon Taylor, DHS Office of Cybersecurity and Communications (CS&C)
David Eilken, Financial Services Information Sharing and Analysis Center (FS-ISAC)
Sarah Brown, Fox-IT
Ryusuke Masuoka, Fujitsu Limited
Eric Burger, Georgetown University
Jason Keirstead, IBM
Paul Martini, iboss, Inc.
Jerome Athias, Individual
Terry MacDonald, Individual
Alex Pinto, Individual
Patrick Maroney, Integrated Networking Technologies, Inc.
Wouter Bolsterlee, Intelworks BV
Joep Gommers, Intelworks BV
Sergey Polzunov, Intelworks BV
Rutger Prins, Intelworks BV
Andrei Sirghi, Intelworks BV
Raymon van der Velde, Intelworks BV
Jonathan Baker, MITRE Corporation
Sean Barnum, MITRE Corporation
Desiree Beck, MITRE Corporation
Mark Davidson, MITRE Corporation
Ivan Kirillov, MITRE Corporation
Jon Salwen, MITRE Corporation
John Wunder, MITRE Corporation
Mike Boyle, National Security Agency
Jessica Fitzgerald-McKay, National Security Agency
Takahiro Kakumaru, NEC Corporation
John-Mark Gurney, New Context Services, Inc.
Christian Hunt, New Context Services, Inc.
Daniel Riedel, New Context Services, Inc.
Andrew Storms, New Context Services, Inc.
John Tolbert, Queralt, Inc.
Igor Baikalov, Securonix
Bernd Grobauer, Siemens AG
Jonathan Bush, Soltra
Aharon Chernin, Soltra
Trey Darley, Soltra
Paul Dion, Soltra
Ali Khan, Soltra
Natalie Suarez, Soltra
Cedric LeRoux, Splunk Inc.
Brian Luger, Splunk Inc.

Crystal Hayes, The Boeing Company
Brad Butts, U.S. Bank
Mona Magathan, U.S. Bank
Adam Cooper, United Kingdom Cabinet Office
Mike McLellan, United Kingdom Cabinet Office
Chris O'Brien, United Kingdom Cabinet Office
Julian White, United Kingdom Cabinet Office
Anthony Rutkowski, Yaana Technologies, LLC

The authors would also like to thank the larger STIX Community for its input and help in reviewing this document.

Appendix B. Revision History

Revision	Date	Editor	Changes Made
wd01	21 August 2015	Sean Barnum Desiree Beck Aharon Chernin Rich Piazza	Initial transfer to OASIS template

Notes _____

¹ The CybOX Observable data model is actually defined in the [CybOX Language](#), not in STIX.

² The type of the `amount` property is suggested, not normative.

³ The type of the `iso_currency_code` property is suggested, not normative.

⁴ The type of the `priority` property is suggested, not normative.